


**ANANTA INSTITUTE OF MEDICAL SCIENCES & RESEARCH CENTRE
VILLAGE -KALIWAS ,TEH-NATHDWARA ,DIST- RAJSAMAND
SUMMARY OF THE MONTH -NOVEMBER 2016**

1	Outpatient Attendance		AVG./DAY
	New Cases	9164	352.5
	Repeat cases	6324	243.2
	Total (New & Repeat)	15488	595.69
	Casualty	1201	40
2	Inpatients		
	Total Admissions	1150	38.53
	Total Discharge	1130	37.67
	Bed Occupancy %	73.57%	
	Length of Stay	5.73	
3	Surgeries		
	Major	279	9.3
	Minor	580	19
4	Deliveries	43	1.43
	Normal	21	0.70
	LSCS	22	0.73
5	Death	5	
6	Radio diagnosis		
	X- Rays -Routine	2949	98.30
	X- Rays -Special	41	1.37
	USG	923	35.50
7	Other Diagnostic Modes		
	ECG	768	25.6
	Echocardiography	81	2.7
	T.M.T.	3	0.1
	PFT	100	3.33
	AUDIOMETRY	67	2.23
8	Laboratory Investigations		
A	Biochemistry	16806	560.2
B	PATHOLOGY		
	Haematology	24766	825.53
	Clinical pathology	9876	329.2
	Histopathology	101	3.88
	Cytopathology	145	4.83



Medical Officer I/C
MRD
Page 1
Ananta Institute of Medical Sciences
& Research Centre, Rajsamand

C	Microbiology		
	Serology	586	19.53
	Parasitology	234	7.8
	Bacteriology	402	13.4
	AFB Stanning	199	6.63
	Mycology	28	0.93
	virology	2029	67.63
9	BLOOD BANK		
A	DONATION	35	1.17
B	ISSUE	96	3.20
i	Whole blood	13	
ii	Components		
	Packed Cell	46	
	FFP	37	
	RDP	-	
	Cryo	-	


Medical Officer I/C
MRD
 Ananta Institute of Medical Sciences
 & Research Centre, Rajpura

**ANANTA INSTITUTE OF MEDICAL SCIENCES & RESEARCH CENTRE
VILLAGE -KALIWAS ,TEH-NATHDWARA ,DIST- RAJSAMAND
SUMMARY OF THE MONTH -NOVEMBER 2016**

Speciality wise Total OPD CASES (New+Revisit)

OPD DAYS	26.0
HOLIDAY & SUNDAY	4.0
TOTAL	30.0


Department	New	Revisit	Total	Avg./Day
General Medicine	1678.0	1133.0	2811.0	108.12
General Surgery	1536.0	1137.0	2673.0	102.81
Orthopaedics	966.0	629.0	1595.0	61.35
ENT	616.0	477.0	1093.0	42.04
Ophthalmology	608.0	340.0	948.0	36.46
Paediatrics	929.0	584.0	1513.0	58.19
Obst. & Gynaec.	947.0	703.0	1650.0	63.46
Dermatology	631.0	464.0	1095.0	42.12
Psychiatry	526.0	412.0	938.0	36.08
T.B. Chest	597.0	425.0	1022.0	39.31
Dental	130.0	20.0	150.0	5.77
Grand Total	9164.0	6324.0	15488.0	595.69
Total Avg. per Day	352.5	243.2	595.69	

CASUALTY

	No.Of Patients	Avg./Day
Casualty	1201.0	40.0

DEATH

NUMBER OF DEATH	5
------------------------	----------


 Medical Officer I/C
 MRD
 Ananta Institute of Medical Sciences
 & Research Centre, Rajsamand

**ANANTA INSTITUTE OF MEDICAL SCIENCES & RESEARCH CENTRE
VILLAGE -KALIWAS ,TEH-NATHDWARA ,DIST- RAJSAMAND
SUMMARY OF THE MONTH -NOVEMBER 2016**

Speciality wise Total Indoor Admission

Department	MALE	FEMALE	Total	Avg./Day
General Medicine	179	149	328	10.93
General Surgery	180	90	270	9.00
Orthopaedics	47	40	87	2.90
ENT	15	31	46	1.53
Ophthalmology	23	17	40	1.33
Paediatrics	58	62	120	4.00
Obst. & Gynaec.	-	138	138	4.60
Dermatology	13	9	22	0.73
Psychiatry	29	2	31	1.03
T.B. Chest	50	18	68	2.27
Grand Total	594	556	1150	38.33
Total Avg. per Day	19.80	18.53	38.33	

Speciality wise Total Indoor Discharge

Department	MALE	FEMALE	Total	Avg./Day
General Medicine	176	147	323	10.77
General Surgery	175	88	263	8.77
Orthopaedics	51	41	92	3.07
ENT	13	31	44	1.47
Ophthalmology	23	16	39	1.30
Paediatrics	57	60	117	3.90
Obst. & Gynaec.	-	137	137	4.57
Dermatology	13	8	21	0.70
Psychiatry	26	2	28	0.93
T.B. Chest	48	18	66	2.20
Grand Total	582	548	1130	37.67
Total Avg. per Day	19.40	18.27	37.67	


[Signature]
Ananta Institute of Medical Sciences
& Research Centre, Rajsamand
MRD
Cancer I/C

**ANANTA INSTITUTE OF MEDICAL SCIENCES & RESEARCH CENTRE
VILLAGE -KALIWAS ,TEH-NATHDWARA ,DIST- RAJSAMAND
SUMMARY OF THE MONTH -NOVEMBER 2016**

SPECEALITY WISE BED OCCUPANCY

Department	NO.OF BEDS	TOTAL BEDS	NO. OF BED OCCUPIED	BED OCCUPANCY	TOTAL ADM	LENGTH OF STAY
General Medicine	72	2160	1379	63.84	328	4.20
General Surgery	90	2700	2046	75.78	270	7.58
Orthopaedics	30	900	793	88.11	87	9.11
ENT	10	300	265	88.33	46	5.76
Ophthalmology	10	300	165	55.00	40	4.13
Paediatrics	24	720	563	78.19	120	4.69
Obst. & Gynaec.	40	1200	811	67.58	138	5.88
Dermatology	8	240	136	56.67	22	6.18
Psychiatry	8	240	235	97.92	31	7.58
T.B. Chest	8	240	228	95.00	68	3.35
Grand Total	300	9000	6621	73.57	1150	5.76

LENGTH OF STAY	5.76
BED OCCUPANCY	73.57


Medical Officer I/C
MRD
Ananta Institute of Medical Sciences
& Research Centre, Rajsamand

**ANANTA INSTITUTE OF MEDICAL SCIENCES & RESEARCH CENTRE
VILLAGE -KALIWAS ,TEH-NATHDWARA ,DIST- RAJSAMAND
SUMMARY OF THE MONTH -NOVEMBER 2016**

LAB INVESTIGATIONS - MICROBIOLOGY

DEPARTMENT	OP	IP	EMR	TOTAL	Avg./Day
SEROLOGY	341	234	11	586	19.53
VIROLOGY	615	1365	49	2029	67.63
PARASITOLOGY	146	81	7	234	7.80
BACTERIOLOGY	139	261	2	402	13.40
MYCOLOGY	27	1	0	28	0.93
AFB STANNING	59	140	0	199	6.63
GRAND TOTAL	1327	2082	69	3478	115.93

DEPARTMENT	OP	IP	EMR	TOTAL	Avg./Day
HAEMATOLOGY	13116	10884	766	24766	825.53
CLINICAL PATHOLOGY	5988	3525	363	9876	329.20



**Medical Officer I/C
MRD
Ananta Institute of Medical Sciences
& Research Centre, Rajsamand**

**ANANTA INSTITUTE OF MEDICAL SCIENCES & RESEARCH CENTRE
VILLAGE -KALIWAS ,TEH-NATHDWARA ,DIST- RAJSAMAND
SUMMARY OF THE MONTH -NOVEMBER 2016**

LAB INVESTIGATION HISTOPATHOLOGY & CYTOPATHOLOGY


	HISTOPATHOLOGY				CYTOPATHOLOGY			
	OP	IP	Total	Avg./Day	OP	IP	Total	Avg./Day
GRAND TOTAL	-	101	101	3.88	98	47	145	4.83

BIOCHEMISTRY

	OP	IP	EMR	Total	Avg./Day
GRAND TOTAL	7178	9173	455	16806	560.2

BLOOD BANK

S.NO		Total	Avg./Day
A	DONATION	35	1.17
B	ISSUE	96	3.20
i	whole blood	13	
ii	components		
	Packed Cell	46	
	FFP	37	
	RDP	-	
	Cryo	-	


Medical Officer I/C
MRD
Ananta Institute of Medical Sciences
& Research Centre, Nitya


MAJOR&MINOR

**ANANTA INSTITUTE OF MEDICAL SCIENCES &RESEARCH CENTRE
VILLAGE -KALIWAS ,TEH-NATHDWARA ,DIST- RAJSAMAND
SUMMARY OF THE MONTH -NOVEMBER 2016
SURGERIES- Specility wise**

DEPARTMENT	MAJOR				MINOR				GRAND TOTAL
	EMR	ELEC	Total	Avg./Day	EMR	ELEC	Total	Avg./Day	
General Surgery	8	100	108	3.60	94	231	325	10.83	433
Orthopaedics	2	51	53	1.77	4	80	84	2.80	137
ENT		38	38	1.27	1	58	59	1.97	97
Ophthalmology		27	27	0.90	-	51	51	1.70	78
Obstetrics	20	2	22	0.73	-	61	61	2.03	114
Gynaecology	1	30	31	1.03					
TOTAL	31	248	279	9.30	99	481	580	19	859

DELIVERIES

MODE OF DELIVERY	NO.	Avg./Day
NORMAL	21	0.70
LSCS	22	0.73
TOTAL	43	1.43


Medical Officer I/C
MRD
 Ananta Institute of Medical Sciences
 & Research Centre, Rajsamand

RADIOLOGY


ANANTA INSTITUTE OF MEDICAL SCIENCES & RESEARCH CENTRE
 VILLAGE -KALIWAS ,TEH-NATHDWARA ,DIST- RAJSAMAND
 SUMMARY OF THE MONTH -NOVEMBER 2016

RADIO DIAGNOSIS									
X - RAY ROUTINE					X-RAY SPECIAL				
OP	IP	EMR	Total	Avg./Day	OP	IP	EMR	TOTAL	Avg./Day
1729	970	250	2949	98.30	18	23	-	41	1.37

ULTRASONOGRAPHY			
OP	IP	TOTAL	Avg./Day
607	316	923	35.50

ECG				ECHO				TMT	
OP	IP	TOTAL	Avg./Day	OP	IP	TOTAL	Avg./Day	TOTAL	Avg./Day
497	271	768	25.60	36	45	81	2.70	3	0.10

PFT		AUDIOMETRY	
TOTAL	Avg./Day	TOTAL	Avg./Day
100	3.33	67	2.23


 Medical Officer I/C
 MRD
 Ananta Institute of Medical Sciences
 & Research Centre, Rajsamanu