

ANANTA INSTITUTE OF MEDICAL SCIENCES & RESEARCH CENTR
VILLAGE -KALIWAS ,TEH-NATHDWARA ,DIST- RAJSAMAND
SUMMARY OF THE MONTH -SEPTEMBER 2016


1	Outpatient Attendance	Total	Avg. per Day
	New Cases	10163	390.9
	Repeat cases	6182	237.8
	Total (New & Repeat)	16345	628.7
	Casualty	1084	36.1
2	Inpatients		
	Total Admissions	1202	40.07
	Total Discharge	1116	37.2
	Bed Occupancy %	67.69%	
	Length of Stay	5.01	
3	Surgeries		
	Major	332	11.07
	Minor	564	18.8
4	Deliveries		
	TOTAL DELIVERIES	56	1.87
	Normal	38	1.27
	LSCS	18	0.60
5	Deaths	3	
6	Radio diagnosis		
	X- Rays -Routine	3196	106.5
	X- Rays -Special	16	0.53
	USG	650	25.00
7	Other Diagnostic Modes		
	ECG	739	24.63
	Echocardiography	54	1.8
	T.M.T.	15	0.5
	PFT	28	0.93
	AUDIOMETRY	30	1.00
8	Laboratory Investigations		
A	Biochemistry	13406	446.86
B	PATHOLOGY		
	Haematology	24843	828.1
	Clinical pathology	10698	356.6
	Histopathology	128	4.27
	Cytopathology	159	5.3


[Signature]
Medical Officer I/C
MRD
Ananta Institute of Medical Sciences

Page 1

[Signature]
MEDICAL SUPERINTENDENT

C	Microbiology		
	Serology	777	25.9
	Parasitology	564	18.8
	Bacteriology	743	24.77
	AFB Stanning	235	7.83
	Mycology	80	2.67
	virology	1377	45.9
D	BLOOD BANK	79	2.63


 Medical Officer I/C
 MRD
 Ananta Institute of Medical Sciences
 & Research Centre, Rajsamand


 MEDICAL SUPERINTENDENT
 Ananta Institute of Medical Sciences & Research Center
 Rajsamand

ANANTA INSTITUTE OF MEDICAL SCIENCES & RESEARCH CENTRE
VILLAGE -KALIWAS ,TEH-NATHDWARA ,DIST- RAJSAMAND
SUMMARY OF THE MONTH -SEPTEMBER 2016

Speciality wise Total OPD CASES (New+Revisit)

OPD DAYS	26.0
HOLIDAY & SUNDAY	4.0
TOTAL	30.0

Department	New cases	Revisit cases	Grand total	Avg./day
General Medicine	2189.0	1249.0	3438.0	132.23
General Surgery	1456.0	1029.0	2485.0	95.58
Orthopaedics	1168.0	595.0	1763.0	67.81
ENT	712.0	447.0	1159.0	44.58
Ophthalmology	689.0	308.0	997.0	38.35
Paediatrics	1037.0	573.0	1610.0	61.92
Obst. & Gynaec.	1055.0	769.0	1824.0	70.15
Dermatology	601.0	425.0	1026.0	39.46
Psychiatry	590.0	377.0	967.0	37.19
T.B. Chest	579.0	393.0	972.0	37.38
Dental	87.0	17.0	104.0	4.00
Grand Total	10163.0	6182.0	16345.0	628.65
Total Avg. per Day	390.9	237.8	628.7	

CASUALTY

	No.Of Patients
Casualty	1084.0
Total	1084.0
Avg. Per day	36.1

DEATH

	NUMBER OF DEATHS
TOTAL	3

[Signature]
Medical Officer I/C
MRD
Ananta Institute of Medical Sciences

[Signature]
MEDICAL SUPERINTENDENT
Ananta Institute of Medical Sciences & Research Center
Rajsamand

ANANTA INSTITUTE OF MEDICAL SCIENCES & RESEARCH CENTRE
VILLAGE - KALIWAS, TEH-NATHDWARA, DIST- RAJSAMAND
SUMMARY OF THE MONTH - SEPTEMBER 2016

Speciality wise Total Indoor Admission

Department	MALE	FEMALE	Total	Avg./day
General Medicine	187	161	348	11.60
General Surgery	181	91	272	9.07
Orthopaedics	69	27	96	3.20
ENT	24	16	40	1.33
Ophthalmology	34	24	58	1.93
Paediatrics	84	57	141	4.70
Obst. & Gynaec.	-	135	135	4.50
Dermatology	21	11	32	1.07
Psychiatry	18	13	31	1.03
T.B. Chest	30	19	49	1.63
Grand Total	648	554	1202	40.07
Total Avg. per Day	21.60	18.47	40.07	

Speciality wise Total Indoor Discharge

Department	MALE	FEMALE	Total	Avg./day
General Medicine	180	154	334	11.13
General Surgery	173	88	261	8.70
Orthopaedics	64	25	89	2.97
ENT	23	12	35	1.17
Ophthalmology	30	21	51	1.70
Paediatrics	80	51	131	4.37
Obst. & Gynaec.	-	118	118	3.93
Dermatology	17	9	26	0.87
Psychiatry	16	11	27	0.90
T.B. Chest	26	18	44	1.47
Grand Total	609	507	1116	37.20
Total Avg. per Day	20.30	16.90	37.20	

[Signature]
Medical Officer I/C
MRD
Ananta Institute of Medical Sciences
& Research Centre, Rajsamand

**ANANTA INSTITUTE OF MEDICAL SCIENCES & RESEARCH CENTRE
VILLAGE -KALIWAS ,TEH-NATHDWARA ,DIST- RAJSAMAND
SUMMARY OF THE MONTH -SEPTEMBER 2016**

SPECEALITY WISE BED OCCUPANCY

Department	NO.OF BEDS	TOTAL BEDS	NO. OF BED	BED OCCUPANCY	TOTAL ADM	LENTH OF STAY
			OCCUPIED			
General Medicine	72	2160	1517	70.23	348	4.36
General Surgery	90	2700	1984	73.48	272	7.29
Orthopaedics	30	900	678	75.33	96	7.06
ENT	10	300	188	62.67	40	4.70
Ophthalmology	10	300	181	60.33	58	3.12
Paediatrics	24	720	467	64.86	141	3.31
Obst. & Gynaec.	40	1200	776	64.67	135	5.75
Dermatology	8	240	163	67.92	32	5.09
Psychiatry	8	240	162	67.50	31	5.23
T.B. Chest	8	240	168	70.00	49	3.43
Grand Total	300	9000	6284	676.99	1202.00	49.34

LENGTH OF STAY	5.01
BED OCCUPANCY	67.69

Kaliwas
Medical Officer I/C
MRD
Ananta Institute of Medical Sciences
& Research Centre, Rajsamand


Raj
MEDICAL SUPERINTENDENT
Ananta Institute of Medical Sciences & Research Center
Rajsamand


ANANTA INSTITUTE OF MEDICAL SCIENCES & RESEARCH CENTRE
 VILLAGE -KALIWAS ,TEH-NATHDWARA ,DIST- RAJSAMAND
 SUMMARY OF THE MONTH -SEPTEMBER 2016

LAB INVESTIGATIONS - MICROBIOLOGY

DEPARTMENT	OP	IP	EMER	TOTAL	AVG.PER DAY
SEROLOGY	457	237	83	777	25.90
VIROLOGY	389	886	102	1377	45.90
PARASITOLOGY	411	107	46	564	18.80
BACTERIOLOGY	411	322	10	743	24.77
MYCOLOGY	77	3	-	80	2.67
AFB STANNING	133	100	2	235	7.83
GRAND TOTAL	1878	1655	243	3776	125.87

DEPARTMENT	OP	IP	EMERG	TOTAL	AVG.PER DAY
HAEMATOLOGY	14782	9350	711	24843	828.10
CLINICAL PATHOLOGY	7315	3119	264	10698	356.60


 Medical Officer I/C
 MRD
 Ananta Institute of Medical Sciences
 & Research Centre, Rajsamand


 MEDICAL SUPERINTENDENT
 Ananta Institute of Medical Sciences & Research Center
 Rajsamand

ANANTA INSTITUTE OF MEDICAL SCIENCES & RESEARCH CENTRE
 VILLAGE -KALIWAS ,TEH-NATHDWARA ,DIST- RAJSAMAND
 SUMMARY OF THE MONTH -SEPTEMBER 2016

LAB INVESTIGATION HISTOPATHOLOGY & CYTOPATHOLOGY

	HISTOPATHOLOGY				CYTOPATHOLOGY			
	OP	IP	TOTAL	AVG. PER DAY	OP	IP	TOTAL	AVG. PER DAY
GRAND TOTAL	—	128	128	4.27	111	48	159	5.30

BIOCHEMISTRY

	OP	IP	EMER	TOTAL	AVG.PER DAY
GRAND TOTAL	6274	6196	936	13406	446.867

BLOOD BANK

S.NO		TOTAL	AVG./DAY
1	DONATION	67	2.23
2	ISSUE	79	2.63
A	WHOLE BLOOD	24	
B	COMPONENTS-		
i	Packed Cell	28	
ii	FFP	23	
iii	RDP	4	
iv	Cryo	-	

[Signature]
Medical Officer I/C
MRD
 Ananta Institute of Medical Sciences
 & Research Centre, Rajsamand

[Signature]
 M.L. ...
 Ananta Institute of Medical Sciences & Research Center
 Rajsamand

MAJOR&MINOR

ANANTA INSTITUTE OF MEDICAL SCIENCES & RESEARCH CENTRE
 VILLAGE -KALIWAS ,TEH-NATHDWARA ,DIST- RAJSAMAND
 SUMMARY OF THE MONTH -SEPTEMBER 2016
 SURGERIES- Specility wise

DEPARTMENT	MAJOR							GRAND TOTAL
	EMR	ELEC	T	Avg. per day	ELEC	T	Avg. per day	
General Surgery	7	169	176	5.87	264	264	8.80	440
Orthopaedics	1	50	51	1.70	94	94	3.13	145
ENT		29	29	0.97	66	66	2.20	95
Ophthalmology		30	30	1.00	64	64	2.13	94
Obstetrics	12	6	18	0.60				18
Gynaecology	2	26	28	0.93	76	76	2.53	104
TOTAL	22	310	332	11.07	564	564	18.8	896

DELIVERIES

MODE OF DELIVERY	DEL	AVG/D
NORMAL	38	1.27
LSCS	18	0.60
TOTAL	56	1.87

[Signature]
 Medical Officer I/C
 MRD
 Ananta Institute of Medical Sciences
 & Research Centre, Rajsamand

[Signature]
MEDICAL SUPERINTENDENT
 Ananta Institute of Medical Sciences & Research Center
 Rajsamand

RADIOLOGY

ANANTA INSTITUTE OF MEDICAL SCIENCES & RESEARCH CENTRE
 VILLAGE -KALIWAS ,TEH-NATHDWARA ,DIST- RAJSAMAND
 SUMMARY OF THE MONTH -SEPTEMBER 2016

MONTH	RADIO DIAGNOSIS									
	X - RAY ROUTINE					X-RAY SPECIAL				
	OP	IP	EMR	T	A/D	OP	IP	EMR	T	A/D
	2057	725	414	3196	106.53	3	13	-	16	0.53

ULTRASONOGRAPHY			
OP	IP	T	AVG. PER DAY
481	169	650	25.00

ECG		ECHO		TMT		PFT		AUDIOMETRY	
TOTAL	AVG. PER DAY	TOTAL	AVG. PER DAY	TOTAL	AVG. PER DAY	TOTAL	AVG. PER DAY	TOTAL	AVG. PER DAY
739	24.63	54	1.80	15	0.50	28	0.93	30	1.00

[Signature]
 Medical Officer I/C
 Ananta Institute of Medical Sciences
 & Research Centre, Rajsamand

[Signature]
 MEDICAL SUPERINTENDENT
 Ananta Institute of Medical Sciences & Research Center
 Rajsamand