


**ANANTA INSTITUTE OF MEDICAL SCIENCES & RESEARCH CENTRE
VILLAGE -KALIWAS ,TEH-NATHDWARA ,DIST- RAJSAMAND
SUMMARY OF THE MONTH – OCTOBER 2017**

1	Outpatient Attendance		AVG./DAY
	New Cases	10899	436
	Repeat cases	7126	285
	Total (New & Repeat)	18025	721
	Casualty	1375	44.4
2	Inpatients		
	Total Admissions	1203	38.81
	Total Discharge	1198	38.65
	Bed Occupancy %	64.62%	
	Length of Stay	4.99	
3	Surgeries		
	Major	336	13.14
	Minor	608	23.36
4	Deliveries	66	2.13
	Normal	50	1.61
	LSCS	16	0.52
5	Death	13	
6	Radio diagnosis		
	X- Rays -Routine	2897	106.43
	X- Rays –Special	12	0.39
	USG	493	19.72
	CT SCAN	115	3.71
	MRI	103	3.32
7	Other Diagnostic Modes		
	ECG	463	14.94
	Echocardiography	64	2.06
	T.M.T.	12	0.39
	PFT	48	1.55
	AUDIOMETRY	83	2.68
8	Laboratory Investigations		
A	Biochemistry	16249	524.16
B	PATHOLOGY		
	Haematology	24825	800.80
	Clinical pathology	6762	218.12
	Histopathology	81	2.61
	Cytopathology	142	4.58

M. Ananta
Medical Officer I/C
MRD

C	Microbiology		
	Serology	559	18.03
	Virology	2384	76.90
	Parasitology	464	14.97
	Bacteriology	577	18.61
	Mycology	178	5.74
	AFB staining	109	3.52
9	BLOOD BANK		
A	DONATION	53	1.71
B	ISSUE	188	6.06
i	Whole blood	3	
ii	Components		
	Packed Cell	87	
	FFP	73	
	RDP	25	
	Cryo	-	


 Medical Officer I/C
 MRD
 Ananta Institute of Medical Sciences
 & Research Centre, Rajsamand

**ANANTA INSTITUTE OF MEDICAL SCIENCES & RESEARCH CENTRE
VILLAGE -KALIWAS ,TEH-NATHDWARA ,DIST- RAJSAMAND
SUMMARY OF THE MONTH -OCTOBER 2017**

Speciality wise Total OPD CASES (New+Revisit)

OPD DAYS	25
HOLIDAY & SUNDAY	6
TOTAL	31

Department	New	Revisit	Total	Avg./Day
Dermatology	693	451	1144	45.76
ENT	888	533	1421	56.84
General Medicine	2322	1455	3777	151.08
General Surgery	1666	1084	2750	110.00
Obst. & Gynaec.	1157	806	1963	78.52
Ophthalmology	748	472	1220	48.80
Orthopaedics	1044	788	1832	73.28
Paediatrics	1208	674	1882	75.28
Psychiatry	495	394	889	35.56
T.B. Chest	636	452	1088	43.52
Dental	42	17	59	2.36
Grand Total	10899	7126	18025	721.00
Total Avg. per Day	436.0	285.0	721.0	

CASUALTY

	No.Of Patients	Avg./Day
Casualty	1375	44.4

DEATH

NUMBER OF DEATH	13
------------------------	-----------

[Signature]
Medical Officer I/C
MRD

Ananta Institute of Medical Sciences
& Research Centre, Rajesamand

**ANANTA INSTITUTE OF MEDICAL SCIENCES & RESEARCH CENTRE
VILLAGE -KALIWAS ,TEH-NATHDWARA ,DIST- RAJSAMAND
SUMMARY OF THE MONTH -OCTOBER 2017**

Speciality wise Total Indoor Admission

Department	MALE	FEMALE	Total	Avg./Day
Dermatology	18	12	30	0.97
ENT	30	15	45	1.45
General Medicine	177	188	365	11.77
General Surgery	195	89	284	9.16
Obst. & Gynaec.	-	141	141	4.55
Ophthalmology	30	22	52	1.68
Orthopaedics	50	27	77	2.48
Paediatrics	85	57	142	4.58
Psychiatry	14	7	21	0.68
T.B. Chest	30	16	46	1.48
Grand Total	629	574	1203	38.81
Total Avg. per Day	20.29	18.52	38.81	

Speciality wise Total Indoor Discharge

Department	MALE	FEMALE	Total	Avg./Day
Dermatology	20	13	33	1.06
ENT	26	15	41	1.32
General Medicine	179	184	363	11.71
General Surgery	195	87	282	9.10
Obst. & Gynaec.	-	143	143	4.61
Ophthalmology	30	19	49	1.58
Orthopaedics	47	30	77	2.48
Paediatrics	90	56	146	4.71
Psychiatry	15	8	23	0.74
T.B. Chest	26	15	41	1.32
Grand Total	628	570	1198	38.65
Total Avg. per Day	20.26	18.39	38.65	


Medical Officer I/C
MRD

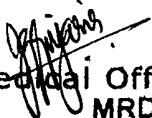
BED OCC

ANANTA INSTITUTE OF MEDICAL SCIENCES & RESEARCH CENTRE
VILLAGE -KALIWAS ,TEH-NATHDWARA ,DIST- RAJSAMAND
SUMMARY OF THE MONTH – OCTOBER 2017

SPECEALITY WISE BED OCCUPANCY

Department	NO.OF BEDS	TOTAL BEDS	NO. OF BED OCCUPIED	BED OCCUPANCY	TOTAL DISCHARGE	LENGTH OF STAY
Dermatology	8	248	171	68.95	33	4.64
ENT	10	310	206	66.45	41	4.56
General Medicine	72	2232	1483	66.44	363	4.12
General Surgery	90	2790	1946	69.75	282	5.98
Obst. & Gynaec.	40	1240	681	54.92	143	4.85
Ophthalmology	10	310	136	43.87	49	2.61
Orthopaedics	30	930	586	63.01	77	7.42
Paediatrics	24	744	489	65.73	146	4.19
Psychiatry	8	248	160	64.52	23	6.52
T.B. Chest	8	248	152	61.29	41	4.54
Grand Total	300	9300	6010	64.62	1198	4.94

LENGTH OF STAY	4.99
BED OCCUPANCY	64.62%


Medical Officer I/C
MRD
Ananta Institute of Medical Sciences
& Research Centre, Rajsamand

**ANANTA INSTITUTE OF MEDICAL SCIENCES & RESEARCH CENTRE
VILLAGE -KALIWAS ,TEH-NATHDWARA ,DIST- RAJSAMAND
SUMMARY OF THE MONTH -OCTOBER 2017**

LAB INVESTIGATION-MICROBIOLOGY

DEPARTMENT	OP	IP	EMR	TOTAL	Avg./Day
SEROLOGY	266	227	66	559	18.03
VIROLOGY	649	1523	212	2384	76.90
PARASITOLOGY	324	118	22	464	14.97
BACTERIOLOGY	371	192	14	577	18.61
MYCOLOGY	161	12	5	178	5.74
AFB STANNING	48	61	0	109	3.52
GRAND TOTAL	1819	2133	319	4271	137.77

DEPARTMENT	OP	IP	EMR	TOTAL	Avg./Day
HAEMATOLOGY	11160	12524	1141	24825	800.81
CLINICAL PATHOLOGY	3627	2838	297	6762	218.129


Medical Officer I/C
MRD

Ananta Institute of Medical Sciences
& Research Centre, Rajsamand

**ANANTA INSTITUTE OF MEDICAL SCIENCES & RESEARCH CENTER
VILLAGE -KALIWAS ,TEH-NATHDWARA ,DIST- RAJSAMAND
SUMMARY OF THE MONTH -OCTOBER 2017**


	HISTOPATHOLOGY				CYTOPATHOLOGY			
	OP	IP	Total	Avg./Day	OP	IP	Total	Avg./Day
GRAND TOTAL	4	77	81	2.61	87	55	142	4.58

BIOCHEMISTRY

	OP	IP	EMR	Total	Avg./Day
GRAND TOTAL	5850	9371	1028	16249	524.161

BLOOD BANK

S.NO		Total	Avg./Day
A	DONATION	53	1.71
B	ISSUE	188	6.06
	i WHOLE BLOOD	3	
	ii COMPONENTS		
a)	Packed Cell	87	
b)	FFP	73	
c)	RDP	25	
d)	Cryo	-	


Medical Officer I/C
MRD
Ananta Institute of Medical Sciences
& Research Centre, Rajsamand

MAJOR&MINOR

ANANTA INSTITUTE OF MEDICAL SCIENCES & RESEARCH CENTRE
 VILLAGE -KALIWAS ,TEH-NATHDWARA ,DIST- RAJSAMAND
 SUMMARY OF THE MONTH -OCTOBER 2017
 SURGERIES - Specility wise

DEPARTMENT	MAJOR				MINOR				GRAND TOTAL
	EMR	ELEC	Total	Avg./Day	EMR	ELEC	Total	Avg./Day	
General Surgery	17	129	146	5.70	108	208	316	11.80	462
Orthopaedics	5	53	58	2.28	14	67	81	3.13	139
ENT	-	35	35	1.40	1	67	68	2.71	103
Ophthalmology	-	45	45	1.80	-	53	53	2.12	98
Obstetrics	15	1	16	0.52	-	-	0	0.00	16
Gynaecology	-	36	36	1.44	-	90	90	3.60	126
TOTAL	37	299	336	13.14	123	485	608	23.36	944

DELIVERIES

MODE OF DELIVERY	NO.	Avg./Day
NORMAL	50	1.61
LSCS	16	0.52
TOTAL	66	2.13


 Medical Officer I/C
 MRD

Ananta Institute of Medical Sciences
 & Research Centre, Rajsaman

RADIOLOGY

ANANTA INSTITUTE OF MEDICAL SCIENCES & RESEARCH CENTRE
VILLAGE -KALIWAS ,TEH-NATHDWARA ,DIST- RAJSAMAND
SUMMARY OF THE MONTH -OCTOBER 2017

RADIO DIAGNOSIS

X - RAY ROUTINE					X-RAY SPECIAL				
OP	IP	EMR	Total	Avg./Day	OP	IP	EMR	TOTAL	Avg./Day
1677	886	334	2897	106.43	7	5	-	12	0.39

ULTRASONOGRAPHY			
OP	IP	TOTAL	Avg./Day
330	163	493	19.72

CT SCAN				
OP	IP	EMR	TOTAL	Avg./Day
31	58	26	115	3.71

MRI				
OP	IP	EMR	TOTAL	Avg./Day
66	29	8	103	3.32

ECG				ECHO				TMT	
OP	IP	TOTAL	Avg./Day	OP	IP	TOTAL	Avg./Day	TOTAL	Avg./Day
253	210	463	14.94	52	12	64	2.06	12	0.39

PFT		AUDIOMETRY	
TOTAL	Avg./Day	TOTAL	Avg./Day
48	1.55	83	2.68


Medical Officer I/C
MRD

Ananta Institute of Medical Sciences
& Research Centre, Rajsamand