


**ANANTA INSTITUTE OF MEDICAL SCIENCES & RESEARCH CENTRE
VILLAGE -KALIWAS ,TEH-NATHDWARA ,DIST- RAJSAMAND
SUMMARY OF THE MONTH – JANUARY 2017**

1	Outpatient Attendance		AVG./DAY
	New Cases	8743	349.7
	Repeat cases	6017	240.7
	Total (New & Repeat)	14760	590.4
	Casualty	1066	34.4
2	Inpatients		
	Total Admissions	1010	32.58
	Total Discharge	1018	32.84
	Bed Occupancy %	68.51%	
	Length of Stay	4.71	
3	Surgeries		
	Major	255	8.23
	Minor	540	17.42
4	Deliveries		
	Normal	34	1.10
	LSCS	6	0.19
5	Death	4	
6	Radio diagnosis		
	X- Rays -Routine	2282	73.61
	X- Rays –Special	9	0.29
	USG	536	21.44
7	Other Diagnostic Modes		
	ECG	676	21.81
	Echocardiography	52	1.68
	T.M.T.	4	0.13
	PFT	59	1.9
	AUDIOMETRY	62	2.00
8	Laboratory Investigations		
A	Biochemistry	12742	411.03
B	PATHOLOGY		
	Haematology	17074	550.77
	Clinical pathology	5812	187.48
	Histopathology	89	2.87
	Cytopathology	109	3.52

[Signature]
Medical Officer I/C
MRD
 Ananta Institute of Medical Sciences

[Signature]

C	Microbiology		
	Serology	499	16.1
	Parasitology	304	9.81
	Bacteriology	605	19.52
	AFB Stanning	159	5.13
	Mycology	104	3.35
	virology	1380	44.52
9	BLOOD BANK		
A	DONATION	45	1.45
B	ISSUE	44	1.42
i	Whole blood	3	
ii	Components		
	Packed Cell	35	
	FFP	6	
	RDP	-	
	Cryo	-	


 Medical Officer I/C
 MRD
 Ananta Institute of Medical Sciences
 & Research Centre, Raichamang


 Raj

**ANANTA INSTITUTE OF MEDICAL SCIENCES & RESEARCH CENTRE
VILLAGE -KALIWAS ,TEH-NATHDWARA ,DIST- RAJSAMAND
SUMMARY OF THE MONTH – JANUARY 2017**

Speciality wise Total OPD CASES (New+Revisit)

OPD DAYS	25.0
HOLIDAY & SUNDAY	6.0
TOTAL	31.0

Department	New	Revisit	Total	Avg./Day
General Medicine	1463.0	1126.0	2589.0	103.56
General Surgery	1368.0	1026.0	2394.0	95.76
Orthopaedics	947.0	572.0	1519.0	60.76
ENT	642.0	458.0	1100.0	44.00
Ophthalmology	580.0	358.0	938.0	37.52
Paediatrics	952.0	536.0	1488.0	59.52
Obst. & Gynaec.	991.0	705.0	1696.0	67.84
Dermatology	594.0	427.0	1021.0	40.84
Psychiatry	571.0	402.0	973.0	38.92
T.B. Chest	573.0	380.0	953.0	38.12
Dental	62.0	27.0	89.0	3.56
Grand Total	8743.0	6017.0	14760.0	590.40
Total Avg. per Day	349.7	240.7	590.4	

CASUALTY

	No.Of Patients	Avg./Day
Casualty	1066.0	34.4

DEATH

NUMBER OF DEATH	4
------------------------	----------

[Signature]
Medical Officer I/C
MRD
Ananta Institute of Medical Sciences
& Research Centre, Rajsamand

[Signature]

ANANTA INSTITUTE OF MEDICAL SCIENCES & RESEARCH CENTRE
VILLAGE -KALIWAS ,TEH-NATHDWARA ,DIST- RAJSAMAND
SUMMARY OF THE MONTH – JANUARY 2017

Speciality wise Total Indoor Admission

Department	MALE	FEMALE	Total	Avg./Day
General Medicine	137	122	259	8.35
General Surgery	162	98	260	8.39
Orthopaedics	52	37	89	2.87
ENT	16	18	34	1.10
Ophthalmology	30	22	52	1.68
Paediatrics	58	45	103	3.32
Obst. & Gynaec.	-	123	123	3.97
Dermatology	21	9	30	0.97
Psychiatry	18	7	25	0.81
T.B. Chest	26	9	35	1.13
Grand Total	520	490	1010	32.58
Total Avg. per Day	16.77	15.81	32.58	

Speciality wise Total Indoor Discharge

Department	MALE	FEMALE	Total	Avg./Day
General Medicine	148	123	271	8.74
General Surgery	174	96	270	8.71
Orthopaedics	51	47	98	3.16
ENT	19	21	40	1.29
Ophthalmology	28	21	49	1.58
Paediatrics	61	35	96	3.10
Obst. & Gynaec.	-	107	107	3.45
Dermatology	23	8	31	1.00
Psychiatry	13	10	23	0.74
T.B. Chest	24	9	33	1.06
Grand Total	541	477	1018	32.84
Total Avg. per Day	17.45	15.39	32.84	

[Signature]
 Medical Officer I/C
 MRD
 Ananta Institute of Medical Sciences
 Research Centre, Rajsamand

[Signature]

BED OCC

ANANTA INSTITUTE OF MEDICAL SCIENCES & RESEARCH CENTRE
 VILLAGE -KALIWAS ,TEH-NATHDWARA ,DIST- RAJSAMAND
 SUMMARY OF THE MONTH – JANUARY 2017

SPECEALITY WISE BED OCCUPANCY

Department	NO.OF BEDS	TOTAL BEDS	NO. OF BED OCCUPIED	BED OCCUPANCY	TOTAL ADM	LENGTH OF STAY
General Medicine	72	2232	1402	62.81	259	4.65
General Surgery	90	2790	1876	67.24	260	6.50
Orthopaedics	30	930	704	75.70	89	6.80
ENT	10	310	198	63.87	34	5.63
Ophthalmology	10	310	214	69.03	52	2.78
Paediatrics	24	744	563	75.67	103	4.71
Obst. & Gynaec.	40	1240	807	65.08	123	3.38
Dermatology	8	248	158	63.71	30	4.63
Psychiatry	8	248	162	65.32	25	4.40
T.B. Chest	8	248	190	76.61	35	3.62
Grand Total	300	9300	6274	68.51	1010	4.71

LENGTH OF STAY	4.71
BED OCCUPANCY	68.51%

[Handwritten Signature]


[Handwritten Signature]
 Medical Officer I/C
 MRD
 Ananta Institute of Medical Sciences
 & Research Centre, Rajsa...


**ANANTA INSTITUTE OF MEDICAL SCIENCES & RESEARCH CENTRE
VILLAGE -KALIWAS ,TEH-NATHDWARA ,DIST- RAJSAMAND
SUMMARY OF THE MONTH -JANUARY 2017**

LAB INVESTIGATIONS - MICROBIOLOGY

DEPARTMENT	OP	IP	EMR	TOTAL	Avg./Day
SEROLOGY	233	260	6	499	16.10
VIROLOGY	464	915	1	1380	44.52
PARASITOLOGY	182	121	1	304	9.81
BACTERIOLOGY	214	391	-	605	19.52
MYCOLOGY	80	24	-	104	3.35
AFB STANNING	87	72	-	159	5.13
GRAND TOTAL	1260	1783	8	3051	98.42

DEPARTMENT	OP	IP	EMR	TOTAL	Avg./Day
HAEMATOLOGY	7577	9168	329	17074	550.77
CLINICAL PATHOLOGY	2942	2789	81	5812	187.48


Medical Officer I/C
MRD
Ananta Institute of Medical Sciences
& Research Centre



**ANANTA INSTITUTE OF MEDICAL SCIENCES & RESEARCH CENTRE
VILLAGE -KALIWAS ,TEH-NATHDWARA ,DIST- RAJSAMAND
SUMMARY OF THE MONTH -JANUARY 2017**

LAB INVESTIGATION HISTOPATHOLOGY & CYTOPATHOLOGY

	HISTOPATHOLOGY				CYTOPATHOLOGY			
	OP	IP	Total	Avg./Day	OP	IP	Total	Avg./Day
GRAND TOTAL	5	84	89	2.87	65	44	109	3.52


BIOCHEMISTRY

	OP	IP	EMR	Total	Avg./Day
GRAND TOTAL	5437	7198	107	12742	411.032

BLOOD BANK

S.NO		Total	Avg./Day
A	DONATION	45	1.45
B	ISSUE	44	1.42
i	whole blood	3	
ii	components		
	Packed Cell	35	
	FFP	6	
	RDP	-	
	Cryo	-	




Medical Officer - VC
MPD
Ananta Institute of Medical Sciences
& Research Centre, Rajsamand

MAJOR&MINOR

ANANTA INSTITUTE OF MEDICAL SCIENCES & RESEARCH CENTRE
 VILLAGE -KALIWAS ,TEH-NATHDWARA ,DIST- RAJSAMAND
 SUMMARY OF THE MONTH -JANUARY 2017
 SURGERIES- Specility wise

DEPARTMENT	MAJOR				MINOR				GRAND TOTAL
	EMR	ELEC	Total	Avg./Day	EMR	ELEC	Total	Avg./Day	
General Surgery	3	109	112	3.61	103	187	290	9.35	402
Orthopaedics	1	43	44	1.42	5	68	73	2.35	117
ENT	-	31	31	1.00		56	56	1.81	87
Ophthalmology	-	29	29	0.94		54	54	1.74	83
Obstetrics	5	1	6	0.19		67	67	2.16	106
Gynaecology	1	32	33	1.06					
TOTAL	10	245	255	8.23	108	432	540	17.42	795.00

DELIVERIES

MODE OF DELIVERY	NO.	Avg./Day
NORMAL	34	1.10
LSCS	6	0.19
TOTAL	40	1.29

[Signature]
 Medical Officer I/C
 MRD
 Ananta Institute of Medical Sciences
 & Research Centre, Rajsamand

[Signature]

RADIOLOGY

ANANTA INSTITUTE OF MEDICAL SCIENCES & RESEARCH CENTRE
 VILLAGE -KALIWAS ,TEH-NATHDWARA ,DIST- RAJSAMAND
 SUMMARY OF THE MONTH – JANUARY 2017

RADIO DIAGNOSIS									
X - RAY ROUTINE					X-RAY SPECIAL				
OP	IP	EMR	Total	Avg. / Day	OP	IP	EMR	TOTAL	Avg./ Day
1337	804	141	2282	73.61	4	5	-	9	0.29

ULTRASONOGRAPHY			
OP	IP	TOTAL	Avg./Day
339	197	536	21.44

ECG				ECHO				TMT	
OP	IP	TOTAL	Avg./Day	OP	IP	TOTAL	Avg. / Day	TOTAL	Avg./Day
542	134	676	21.81	36	16	52	1.68	4	0.13

PFT		AUDIOMETRY	
TOTAL	Avg. / Day	TOTAL	Avg./Day
59	1.90	62	2.00

Baraj

Baraj
 Medical Officer I/C
 MRD
 Ananta Institute of Medical Sciences
 & Research Centre, R...