


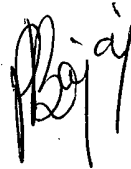
**ANANTA INSTITUTE OF MEDICAL SCIENCES & RESEARCH CENTRE
VILLAGE -KALIWAS ,TEH-NATHDWARA ,DIST- RAJSAMAND
SUMMARY OF THE MONTH -DECEMBER 2016**

1	Outpatient Attendance		AVG./DAY
	New Cases	9799	362.9
	Repeat cases	6678	247.3
	Total (New & Repeat)	16477	610.26
	Casualty	1035	33.4
2	Inpatients		
	Total Admissions	1194	38.52
	Total Discharge	1156	37.29
	Bed Occupancy %	71.67%	
	Length of Stay	5.21	
3	Surgeries		
	Major	280	9.03
	Minor	655	21.12
4	Deliveries		
	Normal	24	0.77
	LSCS	21	0.68
5	Death	3	
6	Radio diagnosis		
	X- Rays -Routine	2893	93.32
	X- Rays -Special	15	0.48
	USG	733	27.15
7	Other Diagnostic Modes		
	ECG	674	21.74
	Echocardiography	59	1.9
	T.M.T.	15	0.48
	PFT	100	3.23
	AUDIOMETRY	63	2.03
8	Laboratory Investigations		
A	Biochemistry	15135	488.22
B	PATHOLOGY		
	Haematology	21912	706.84
	Clinical pathology	7617	245.71
	Histopathology	107	3.45
	Cytopathology	138	4.45

[Signature]
Medical Officer I/C
MRD

C	Microbiology		
	Serology	559	18.03
	Parasitology	297	9.58
	Bacteriology	524	16.9
	AFB Stanning	174	5.61
	Mycology	104	3.35
	virology	2263	73
9	BLOOD BANK		
A	DONATION	30	0.97
B	ISSUE	58	1.87
i	Whole blood	3	
ii	Components		
	Packed Cell	33	
	FFP	22	
	RDP	-	
	Cryo	-	


 Medical Officer I/C
 MRD
 Ananta Institute of Medical Sciences
 & Research Centre, Raigarh



**ANANTA INSTITUTE OF MEDICAL SCIENCES & RESEARCH CENTRE
VILLAGE -KALIWAS ,TEH-NATHDWARA ,DIST- RAJSAMAND
SUMMARY OF THE MONTH -DECEMBER 2016**

Speciality wise Total OPD CASES (New+Revisit)

OPD DAYS	27.0
HOLIDAY & SUNDAY	4.0
TOTAL	31.0


Department	New	Revisit	Total	Avg./Day
General Medicine	1712.0	1145.0	2857.0	105.81
General Surgery	1543.0	1167.0	2710.0	100.37
Orthopaedics	1085.0	652.0	1737.0	64.33
ENT	712.0	498.0	1210.0	44.81
Ophthalmology	633.0	472.0	1105.0	40.93
Paediatrics	1055.0	623.0	1678.0	62.15
Obst. & Gynaec.	1039.0	778.0	1817.0	67.30
Dermatology	670.0	447.0	1117.0	41.37
Psychiatry	619.0	456.0	1075.0	39.81
T.B. Chest	641.0	415.0	1056.0	39.11
Dental	90.0	25.0	115.0	4.26
Grand Total	9799.0	6678.0	16477.0	610.26
Total Avg. per Day	362.9	247.3	610.26	

CASUALTY

	No.Of Patients	Avg./Day
Casualty	1035.0	33.4

DEATH

NUMBER OF DEATH	3
------------------------	----------


 Medical Officer I/C
 MRD
 Ananta Institute of Medical Sciences
 Research Centre, Rajsamand



**ANANTA INSTITUTE OF MEDICAL SCIENCES & RESEARCH CENTRE
VILLAGE -KALIWAS ,TEH-NATHDWARA ,DIST- RAJSAMAND
SUMMARY OF THE MONTH -DECEMBER 2016**

Speciality wise Total Indoor Admission

Department	MALE	FEMALE	Total	Avg./Day
General Medicine	162	152	314	10.13
General Surgery	211	96	307	9.90
Orthopaedics	74	55	129	4.16
ENT	28	34	62	2.00
Ophthalmology	24	20	44	1.42
Paediatrics	61	47	108	3.48
Obst. & Gynaec.	-	133	133	4.29
Dermatology	25	7	32	1.03
Psychiatry	20	8	28	0.90
T.B. Chest	30	7	37	1.19
Grand Total	635	559	1194	38.52
Total Avg. per Day	20.48	18.03	38.52	

Speciality wise Total Indoor Discharge

Department	MALE	FEMALE	Total	Avg./Day
General Medicine	162	142	304	9.81
General Surgery	204	94	298	9.61
Orthopaedics	72	50	122	3.94
ENT	28	34	62	2.00
Ophthalmology	22	20	42	1.35
Paediatrics	59	43	102	3.29
Obst. & Gynaec.	-	133	133	4.29
Dermatology	25	7	32	1.03
Psychiatry	19	7	26	0.84
T.B. Chest	29	6	35	1.13
Grand Total	620	536	1156	37.29
Total Avg. per Day	20.00	17.29	37.29	

[Signature]
Medical Officer I/C
MRD
Institute of Medical Sciences
Rajsamand


[Signature]

**ANANTA INSTITUTE OF MEDICAL SCIENCES & RESEARCH CENTRE
VILLAGE -KALIWAS ,TEH-NATHDWARA ,DIST- RAJSAMAND
SUMMARY OF THE MONTH -DECEMBER 2016**

SPECEALITY WISE BED OCCUPANCY

Department	NO.OF BEDS	TOTAL BEDS	NO. OF BED OCCUPIED	BED OCCUPANCY	TOTAL ADM	LENGTH OF STAY
General Medicine	72	2232	1409	63.13	314	4.49
General Surgery	90	2790	1971	70.65	307	6.42
Orthopaedics	30	930	794	85.38	129	6.16
ENT	10	310	300	96.77	62	4.84
Ophthalmology	10	310	196	63.23	44	3.47
Paediatrics	24	744	506	68.01	108	4.69
Obst. & Gynaec.	40	1240	832	67.10	133	6.26
Dermatology	8	248	159	64.11	32	4.97
Psychiatry	8	248	176	70.97	28	6.29
T.B. Chest	8	248	167	67.34	37	4.51
Grand Total	300	9300	6510	71.67	1194	5.21

LENGTH OF STAY	5.21
BED OCCUPANCY	71.67%


 Medical Officer I/C
 MRD
 Ananta Institute of Medical Sciences
 & Research Centre, Rajsamand



**ANANTA INSTITUTE OF MEDICAL SCIENCES & RESEARCH CENTRE
VILLAGE -KALIWAS ,TEH-NATHDWARA ,DIST- RAJSAMAND
SUMMARY OF THE MONTH -DECEMBER 2016**

LAB INVESTIGATIONS - MICROBIOLOGY

DEPARTMENT	OP	IP	EMR	TOTAL	Avg./Day
SEROLOGY	314	232	13	559	18.03
VIROLOGY	654	1544	65	2263	73.00
PARASITOLOGY	230	67	-	297	9.58
BACTERIOLOGY	279	245	-	524	16.90
MYCOLOGY	95	9	-	104	3.35
AFB STANNING	107	67	-	174	5.61
GRAND TOTAL	1679	2164	78	3921	126.48

DEPARTMENT	OP	IP	EMR	TOTAL	Avg./Day
HAEMATOLOGY	11449	10024	439	21912	706.84
CLINICAL PATHOLOGY	4367	3088	162	7617	245.71


 Medical Officer I/C
 MRD
 Ananta Institute of Medical Sciences
 & Research Centre, Rajsamand



**ANANTA INSTITUTE OF MEDICAL SCIENCES & RESEARCH CENTRE
VILLAGE -KALIWAS ,TEH-NATHDWARA ,DIST- RAJSAMAND
SUMMARY OF THE MONTH -DECEMBER 2016**

LAB INVESTIGATION HISTOPATHOLOGY & CYTOPATHOLOGY


	HISTOPATHOLOGY				CYTOPATHOLOGY			
	OP	IP	Total	Avg./Day	OP	IP	Total	Avg./Day
GRAND TOTAL	5	102	107	3.45	100	38	138	4.45

BIOCHEMISTRY

	OP	IP	EMR	Total	Avg./Day
GRAND TOTAL	6307	8656	172	15135	488.226

BLOOD BANK

S.NO		Total	Avg./Day
A	DONATION	30	0.97
B	ISSUE	58	1.87
i	whole blood	3	
ii	components		
	Packed Cell	33	
	FFP	22	
	RDP	-	
	Cryo	-	


 Medical Officer I/C
 MRD
 Ananta Institute of Medical Sciences
 & Research Centre, Rajsamand



MAJOR&MINOR

**ANANTA INSTITUTE OF MEDICAL SCIENCES & RESEARCH CENTRE
VILLAGE -KALIWAS ,TEH-NATHDWARA ,DIST- RAJSAMAND
SUMMARY OF THE MONTH -DECEMBER 2016**

SURGERIES- Specility wise

DEPARTMENT	MAJOR				MINOR				GRAND TOTAL
	EMR	ELEC	Total	Avg./Day	EMR	ELEC	Total	Avg./Day	
General Surgery	7	102	109	3.52	118	280	398	12.84	507
Orthopaedics	1	47	48	1.55	3	77	80	2.58	128
ENT	-	45	45	1.45	-	56	56	1.81	101
Ophthalmology	-	22	22	0.71	-	57	57	1.84	79
Obstetrics	20	1	21	0.68	-	64	64	2.06	120
Gynaecology	2	33	35	1.13					
TOTAL	30	250	280	9.03	121	534	655	21.12	935

DELIVERIES

MODE OF DELIVERY	NO.	Avg./Day
NORMAL	24	0.77
LSCS	21	0.68
TOTAL	45	1.45

[Signature]
**Medical Officer I/C
 MRD
 Ananta Institute of Medical Sciences
 & Research Centre, Rajsamand**

[Signature]

RADIOLOGY

ANANTA INSTITUTE OF MEDICAL SCIENCES & RESEARCH CENTRE
 VILLAGE -KALIWAS ,TEH-NATHDWARA ,DIST- RAJSAMAND
 SUMMARY OF THE MONTH -DECEMBER 2016

RADIO DIAGNOSIS									
X - RAY ROUTINE					X-RAY SPECIAL				
OP	IP	EMR	Total	Avg. / Day	OP	IP	EMR	TOTAL	Avg. / Day
1739	939	215	2893	93.32	9	6	-	15	0.48

ULTRASONOGRAPHY			
OP	IP	TOTAL	Avg./Day
528	205	733	27.15

ECG				ECHO				TMT	
OP	IP	TOTAL	Avg./Day	OP	IP	TOTAL	Avg. / Day	TOTAL	Avg./Day
446	228	674	21.74	40	19	59	1.90	15	0.48

PFT		AUDIOMETRY	
TOTAL	Avg. / Day	TOTAL	Avg./Day
100	3.23	63	2.03

Handwritten signature

Handwritten signature
 Medical Officer I/C
 MRD
 Ananta Institute of Medical Sciences
 & Research Centre, Rajsamand