


**ANANTA INSTITUTE OF MEDICAL SCIENCES & RESEARCH CENTRE
VILLAGE -KALIWAS ,TEH-NATHDWARA ,DIST- RAJSAMAND
SUMMARY OF THE MONTH – JULY 2018**

1	Outpatient Attendance		AVG./DAY
	New Cases	14462	556.2
	Repeat cases	9668	371.8
	Total (New & Repeat)	24130	928.08
	Casualty	1065	34.4
2	Inpatients		
	Total Admissions	1973	63.65
	Total Discharge	1911	61.65
	Bed Occupancy %	76.45%	
	Length of Stay	5.99	
3	Surgeries		
	Major	525	19.91
	Minor	874	32.76
4	Total Deliveries	79	2.55
	Normal	57	1.84
	LSCS	22	0.71
5	Death	12	
6	Radio diagnosis		
	X- Rays -Routine	4169	150.92
	X- Rays -Special	28	1.01
	USG	664	25.54
	CT SCAN	147	5.06
	MRI	40	1.41
7	Other Diagnostic Modes		
	ECG	738	25.95
	Echocardiography	62	2.17
	T.M.T.	3	0.12
	PFT	47	1.81
	AUDIOMETRY	82	3.15
8	Laboratory Investigations		
A	Biochemistry	29139	1021.60
B	PATHOLOGY		
	Haematology	39100	1381.84
	Clinical pathology	7176	249.64
	Histopathology	171	5.84
	Cytopathology	190	6.85

C	Microbiology		
	Serology	640	22.53
	Virology	2552	86.80
	Parasitology	680	25.08
	Bacteriology	1090	40.12
	Mycology	255	9.68
	AFB staining	118	4.09
	Immunology	838	27.03
9	BLOOD BANK		
A	DONATION	118	3.81
B	ISSUE	317	10.23
i	Whole blood	-	
ii	Components		
	Packed Cell	134	
	FFP	112	
	RDP	71	
	Cryo	-	


 Medical Officer I/C
 MRD
 Ananta Institute of Medical Sciences
 & Research Centre, Rajsamand

OPD

ANANTA INSTITUTE OF MEDICAL SCIENCES & RESEARCH CENTRE
VILLAGE -KALIWAS ,TEH-NATHDWARA ,DIST- RAJSAMAND
SUMMARY OF THE MONTH – JULY 2018

Speciality wise Total OPD CASES (New+Revisit)

OPD DAYS	26
HOLIDAY & SUNDAY	5
TOTAL	31

Department	New	Revisit	Total	Avg./Day
Dermatology	755	523	1278	49.15
ENT	1190	791	1981	76.19
General Medicine	2948	1899	4847	186.42
General Surgery	2373	1507	3880	149.23
Obst. & Gynaec.	1502	1004	2506	96.38
Ophthalmology	1127	786	1913	73.58
Orthopaedics	1445	1091	2536	97.54
Paediatrics	1640	1050	2690	103.46
Psychiatry	724	503	1227	47.19
T.B. Chest	688	495	1183	45.50
Dental	70	19	89	3.42
Grand Total	14462	9668	24130	928.08
Total Avg. per Day	556.2	371.8	928.08	

CASUALTY

	No.Of Patients	Avg./Day
Casualty	1065	34.4

DEATH

NUMBER OF DEATH	12
------------------------	-----------

[Signature]
Medical Officer I/C
MRD
Ananta Institute of Medical Sciences
& Research Centre, Rajsamand

AD&DIS

ANANTA INSTITUTE OF MEDICAL SCIENCES & RESEARCH CENTRE
VILLAGE -KALIWAS ,TEH-NATHDWARA ,DIST- RAJSAMAND
SUMMARY OF THE MONTH -JULY 2018

Speciality wise Total Indoor Admission

Department	MALE	FEMALE	TOTAL	Avg./Day
Dermatology	32	11	43	1.39
ENT	23	10	33	1.06
General Medicine	289	304	593	19.13
General Surgery	298	158	456	14.71
Obst. & Gynaec.	-	257	257	8.29
Ophthalmology	86	53	139	4.48
Orthopaedics	70	50	120	3.87
Paediatrics	125	103	228	7.35
Psychiatry	24	12	36	1.16
T.B. Chest	48	20	68	2.19
Grand Total	995	978	1973	63.65
Total Avg. per Day	32.10	31.55	63.65	

Speciality wise Total Indoor Discharge

Department	MALE	FEMALE	TOTAL	Avg./Day
Dermatology	27	12	39	1.26
ENT	22	12	34	1.10
General Medicine	258	285	543	17.52
General Surgery	289	166	455	14.68
Obst. & Gynaec.	-	264	264	8.52
Ophthalmology	80	52	132	4.26
Orthopaedics	73	51	124	4.00
Paediatrics	118	104	222	7.16
Psychiatry	23	9	32	1.03
T.B. Chest	46	20	66	2.13
Grand Total	936	975	1911	61.65
Total Avg. per Day	30.19	31.45	61.65	


Medical Officer I/C
MRD

Ananta Institute of Medical Sciences
& Research Centre, Rajsamand


BED OCC

ANANTA INSTITUTE OF MEDICAL SCIENCES & RESEARCH CENTRE
VILLAGE -KALIWAS ,TEH-NATHDWARA ,DIST- RAJSAMAND
SUMMARY OF THE MONTH – JULY 2018

SPECEALITY WISE BED OCCUPANCY

Department	NO.OF BEDS	TOTAL BEDS	NO. OF BED OCCUPIED	BED OCCUPANCY	TOTAL DISCHARGE	LENGTH OF STAY
Dermatology	10	310	243	78.39	39	5.46
ENT	15	465	270	68.15	34	7.32
General Medicine	100	3100	2436	78.58	543	4.92
General Surgery	100	3100	2248	72.52	455	5.68
Obst. & Gynaec.	60	1860	1316	70.75	264	6.12
Ophthalmology	15	465	359	77.20	132	2.64
Orthopaedics	45	1395	1181	84.66	124	7.59
Paediatrics	45	1395	1090	78.14	222	5.84
Psychiatry	10	310	236	76.13	32	8.31
T.B. Chest	10	310	248	80.00	66	5.98
Grand Total	410	12710	9627	76.45	1911	5.99

LENGTH OF STAY	5.99
BED OCCUPANCY	76.45%


Medical Officer I/C
MRD
Ananta Institute of Medical Sciences
& Research Centre, Rajsamand

MICRO&HEM&CLI

**ANANTA INSTITUTE OF MEDICAL SCIENCES & RESEARCH CENTRE
VILLAGE -KALIWAS ,TEH-NATHDWARA ,DIST- RAJSAMAND
SUMMARY OF THE MONTH -JULY 2018**

LAB INVESTIGATION-MICROBIOLOGY

DEPARTMENT	OP	IP	EMR	TOTAL	Avg./Day
SEROLOGY	304	252	84	640	22.53
VIROLOGY	721	1675	156	2552	86.80
PARASITOLOGY	507	86	87	680	25.08
BACTERIOLOGY	799	253	38	1090	40.12
MYCOLOGY	234	14	7	255	9.68
AFB STANNING	46	72	0	118	4.09
IMMUNOLOGY	0	838	0	838	27.03
GRAND TOTAL	2611	3190	372	6173	215.33

DEPARTMENT	OP	IP	EMR	TOTAL	Avg./Day
HAEMATOLOGY	19433	17737	1930	39100	1381.84
CLINICAL PATHOLOGY	2926	3323	927	7176	249.64

[Signature]
Medical Officer I/C
MRD

Ananta Institute of Medical Sciences
& Research Centre, Rajsamand

HIS&BIO

**ANANTA INSTITUTE OF MEDICAL SCIENCES & RESEARCH CENTER
VILLAGE -KALIWAS ,TEH-NATHDWARA ,DIST- RAJSAMAND
SUMMARY OF THE MONTH -JULY 2018**

	HISTOPATHOLOGY				CYTOPATHOLOGY			
	OP	IP	Total	Avg./Day	OP	IP	Total	Avg./Day
GRAND TOTAL	53	118	171	5.84	117	73	190	6.85

BIOCHEMISTRY

	OP	IP	EMR	Total	Avg./ Day
GRAND TOTAL	13165	14272	1702	29139	1021.6

BLOOD BANK

S.NO		Total	Avg./Day
A	DONATION	118	3.81
B	ISSUE	317	10.23
	i WHOLE BLOOD	-	
	ii COMPONENTS		
a)	Packed Cell	134	
b)	FFP	112	
c)	RDP	71	
d)	Cryo	-	

[Signature]
Medical Officer I/C
MRD

Ananta Institute of Medical Sciences
& Research Centre, Rajsamand

**ANANTA INSTITUTE OF MEDICAL SCIENCES & RESEARCH CENTRE
VILLAGE -KALIWAS ,TEH-NATHDWARA ,DIST- RAJSAMAND
SUMMARY OF THE MONTH -JULY 2018
SURGERIES - Specility wise**

DEPARTMENT	MAJOR				MINOR				GRAND TOTAL
	EMR	ELEC	Total	Avg./ Day	EMR	ELEC	Total	Avg./ Day	
General Surgery	13	210	223	8.50	119	247	366	13.34	589
Orthopaedics	8	67	75	2.83	11	204	215	8.20	290
ENT	0	30	30	1.15	7	100	107	4.07	137
Ophthalmology	0	125	125	4.81	1	66	67	2.57	192
Obstetrics	22	0	22	0.71	0	0	0	0.00	22
Gynaecology	2	48	50	1.91	0	119	119	4.58	169
TOTAL	45	480	525	19.91	138	736	874	32.76	1399

DELIVERIES

MODE OF DELIVERY	NO.	Avg./ Day
NORMAL	57	1.84
LSCS	22	0.71
TOTAL	79	2.55


 Medical Officer I/C
 MRD
 Ananta Institute of Medical Sciences
 & Research Centre, Rajsamand

RADIOLOGY

ANANTA INSTITUTE OF MEDICAL SCIENCES & RESEARCH CENTRE
VILLAGE -KALIWAS ,TEH-NATHDWARA ,DIST- RAJSAMAND
SUMMARY OF THE MONTH -JULY 2018

RADIO DIAGNOSIS

X - RAY ROUTINE					X-RAY SPECIAL				
OP	IP	EMR	Total	Avg./Day	OP	IP	EMR	TOTAL	Avg./Day
2650	884	635	4169	150.92	17	11	-	28	1.01


ULTRASONOGRAPHY				
OP	IP	EMR	TOTAL	Avg./Day
432	232	-	664	25.54

CT SCAN				
OP	IP	EMR	TOTAL	Avg./Day
51	69	27	147	5.06

MRI				
OP	IP	EMR	TOTAL	Avg./Day
20	16	4	40	1.41

ECG					ECHO				TMT	
OP	IP	EMR	TOTAL	Avg./Day	OP	IP	TOTAL	Avg./Day	TOTAL	Avg./Day
346	245	147	738	25.95	28	34	62	2.17	3	0.12

PFT		AUDIOMETRY	
TOTAL	Avg./Day	TOTAL	Avg./Day
47	1.81	82	3.15


Medical Officer I/C
MRD
Ananta Institute of Medical Sciences
& Research Centre, Rajsamand