


**ANANTA INSTITUTE OF MEDICAL SCIENCES & RESEARCH CENTRE
VILLAGE -KALIWAS ,TEH-NATHDWARA ,DIST- RAJSAMAND
SUMMARY OF THE MONTH – JANUARY 2018**

1	Outpatient Attendance		AVG./DAY
	New Cases	11810	454.2
	Repeat cases	7872	302.8
	Total (New & Repeat)	19682	757
	Casualty	1359	43.8
2	Inpatients		
	Total Admissions	1567	50.55
	Total Discharge	1497	48.29
	Bed Occupancy %	78.12%	
	Length of Stay	5.17	
3	Surgeries		
	Major	380	14.34
	Minor	727	27.07
4	Deliveries	71	2.29
	Normal	51	1.65
	LSCS	20	0.65
5	Death	6	
6	Radio diagnosis		
	X- Rays -Routine	3475	122.83
	X- Rays –Special	22	0.81
	USG	659	25.35
	CT SCAN	195	6.58
	MRI	63	2.26
7	Other Diagnostic Modes		
	ECG	455	16.09
	Echocardiography	42	1.62
	T.M.T.	10	0.38
	PFT	48	1.55
	AUDIOMETRY	92	3.54
8	Laboratory Investigations		
A	Biochemistry	19639	672.84
B	PATHOLOGY		
	Haematology	28999	1011.54
	Clinical pathology	7825	277.38
	Histopathology	110	3.69
	Cytopathology	132	4.73

C	Microbiology		
	Serology	662	23.42
	Virology	3081	104.26
	Parasitology	598	21.82
	Bacteriology	866	31.17
	Mycology	183	6.84
	AFB staining	182	6.42
9	BLOOD BANK		
A	DONATION	132	4.26
B	ISSUE	121	3.90
i	Whole blood	-	
ii	Components		
	Packed Cell	68	
	FFP	43	
	RDP	10	
	Cryo	-	


 Ananta Institute of Medical Sciences
 & Research Centre, Raipur
 MRD
 Medical Officer I/C

**ANANTA INSTITUTE OF MEDICAL SCIENCES & RESEARCH CENTRE
VILLAGE -KALIWAS ,TEH-NATHDWARA ,DIST- RAJSAMAND
SUMMARY OF THE MONTH -JANUARY 2018**

Speciality wise Total OPD CASES (New+Revisit)

OPD DAYS	26
HOLIDAY & SUNDAY	5
TOTAL	31

Department	New	Revisit	Total	Avg./Day
Dermatology	780	543	1323	50.88
ENT	934	671	1605	61.73
General Medicine	2810	1569	4379	168.42
General Surgery	1731	1205	2936	112.92
Obst. & Gynaec.	1232	869	2101	80.81
Ophthalmology	806	555	1361	52.35
Orthopaedics	1169	878	2047	78.73
Paediatrics	1167	785	1952	75.08
Psychiatry	506	346	852	32.77
T.B. Chest	630	437	1067	41.04
Dental	45	14	59	2.27
Grand Total	11810	7872	19682	757.00
Total Avg. per Day	454.2	302.8	757.0	

CASUALTY

	No.Of Patients	Avg./Day
Casualty	1359	43.8

DEATH

NUMBER OF DEATH	6
------------------------	----------

[Signature]
 Medical Officer I/C
 MRD
 Ananta Institute of Medical Sciences
 & Research Centre, Rajsamand

**ANANTA INSTITUTE OF MEDICAL SCIENCES & RESEARCH CENTRE
VILLAGE -KALIWAS ,TEH-NATHDWARA ,DIST- RAJSAMAND
SUMMARY OF THE MONTH -JANUARY 2018**

Speciality wise Total Indoor Admission

Department	MALE	FEMALE	Total	Avg./Day
Dermatology	21	16	37	1.19
ENT	31	28	59	1.90
General Medicine	235	192	427	13.77
General Surgery	267	138	405	13.06
Obst. & Gynaec.	-	181	181	5.84
Ophthalmology	43	44	87	2.81
Orthopaedics	76	42	118	3.81
Paediatrics	92	68	160	5.16
Psychiatry	9	8	17	0.55
T.B. Chest	63	13	76	2.45
Grand Total	837	730	1567	50.55
Total Avg. per Day	27.00	23.55	50.55	

Speciality wise Total Indoor Discharge

Department	MALE	FEMALE	Total	Avg./Day
Dermatology	21	13	34	1.10
ENT	27	28	55	1.77
General Medicine	231	188	419	13.52
General Surgery	251	122	373	12.03
Obst. & Gynaec.	-	178	178	5.74
Ophthalmology	45	42	87	2.81
Orthopaedics	75	37	112	3.61
Paediatrics	92	68	160	5.16
Psychiatry	11	6	17	0.55
T.B. Chest	54	8	62	2.00
Grand Total	807	690	1497	48.29
Total Avg. per Day	26.03	22.26	48.29	


Medical Officer I/C
MRD


BED OCC

**ANANTA INSTITUTE OF MEDICAL SCIENCES & RESEARCH CENTRE
VILLAGE -KALIWAS ,TEH-NATHDWARA ,DIST- RAJSAMAND
SUMMARY OF THE MONTH – JANUARY 2018**

SPECEALITY WISE BED OCCUPANCY

Department	NO.OF BEDS	TOTAL BEDS	NO. OF BED OCCUPIED	BED OCCUPANCY	TOTAL DISCHARGE	LENGTH OF STAY
Dermatology	8	248	182	73.39	34	6.03
ENT	10	310	276	89.03	55	4.36
General Medicine	72	2232	1881	84.27	419	4.12
General Surgery	90	2790	2305	82.62	373	5.51
Obst. & Gynaec.	40	1240	866	69.84	178	4.56
Ophthalmology	10	310	155	50.00	87	2.22
Orthopaedics	30	930	763	82.04	112	6.79
Paediatrics	24	744	693	93.15	160	5.17
Psychiatry	8	248	158	63.71	17	8.18
T.B. Chest	8	248	231	93.15	62	4.79
Grand Total	300	9300	7510	78.12	1497	5.17

LENGTH OF STAY	5.17
BED OCCUPANCY	78.12%



Medical Officer I/C
 MRD
 Ananta Institute of Medical Sciences
 & Research Centre, Rajsamand

**ANANTA INSTITUTE OF MEDICAL SCIENCES & RESEARCH CENTRE
VILLAGE -KALIWAS ,TEH-NATHDWARA ,DIST- RAJSAMAND
SUMMARY OF THE MONTH -JANUARY 2018**

LAB INVESTIGATION-MICROBIOLOGY

DEPARTMENT	OP	IP	EMR	TOTAL	Avg./Day
SEROLOGY	333	245	84	662	23.42
VIROLOGY	786	2154	141	3081	104.26
PARASITOLOGY	407	108	83	598	21.82
BACTERIOLOGY	522	300	44	866	31.17
MYCOLOGY	151	18	14	183	6.84
AFB STANNING	89	93	-	182	6.42
GRAND TOTAL	2288	2918	366	5572	193.94

DEPARTMENT	OP	IP	EMR	TOTAL	Avg./Day
HAEMATOLOGY	12265	15155	1579	28999	1011.54
CLINICAL PATHOLOGY	4024	3474	327	7825	277.38


Medical Officer I/G
MRD
Ananta Institute of Medical Sciences
& Research Centre, Rajsamand

**ANANTA INSTITUTE OF MEDICAL SCIENCES & RESEARCH CENTER
VILLAGE -KALIWAS ,TEH-NATHDWARA ,DIST- RAJSAMAND
SUMMARY OF THE MONTH -JANUARY 2018**

	HISTOPATHOLOGY				CYTOPATHOLOGY			
	OP	IP	Total	Avg./Day	OP	IP	Total	Avg./Day
GRAND TOTAL	23	87	110	3.69	76	56	132	4.73

BIOCHEMISTRY

	OP	IP	EMR	Total	Avg./ Day
GRAND TOTAL	6339	12296	1004	19639	672.84

BLOOD BANK

S.NO		Total	Avg./Day
A	DONATION	132	4.26
B	ISSUE	121	3.90
	i WHOLE BLOOD	-	
	ii COMPONENTS		
a)	Packed Cell	68	
b)	FFP	43	
c)	RDP	10	
d)	Cryo	-	



**Medical Officer I/C
MRD
Ananta Institute of Medical Sciences
& Research Centre, Rajsamand**


MAJOR&MINOR

ANANTA INSTITUTE OF MEDICAL SCIENCES & RESEARCH CENTRE
 VILLAGE -KALIWAS ,TEH-NATHDWARA ,DIST- RAJSAMAND
 SUMMARY OF THE MONTH -JANUARY 2018
 SURGERIES - Specility wise

DEPARTMENT	MAJOR				MINOR				GRAND TOTAL
	EMR	ELEC	Total	Avg./Day	EMR	ELEC	Total	Avg./Day	
General Surgery	19	134	153	5.77	116	235	351	12.78	504
Orthopaedics	6	63	69	2.62	13	81	94	3.53	163
ENT	-	38	38	1.46	12	108	120	4.54	158
Ophthalmology	-	62	62	2.38	3	79	82	3.14	144
Obstetrics	20	0	20	0.65	-	-	0	0.00	20
Gynaecology	0	38	38	1.46	0	80	80	3.08	118
TOTAL	45	335	380	14.34	144	583	727	27.07	1107

DELIVERIES

MODE OF DELIVERY	NO.	Avg./Day
NORMAL	51	1.65
LSCS	20	0.65
TOTAL	71	2.29



Medical Officer I/C
 MRD
 Ananta Institute of Medical Sciences
 & Research Centre, Rajsamand

RADIOLOGY

ANANTA INSTITUTE OF MEDICAL SCIENCES & RESEARCH CENTRE
 VILLAGE -KALIWAS ,TEH-NATHDWARA ,DIST- RAJSAMAND
 SUMMARY OF THE MONTH -JANUARY 2018

RADIO DIAGNOSIS

X - RAY ROUTINE					X-RAY SPECIAL				
OP	IP	EMR	Total	Avg./Day	OP	IP	EMR	TOTAL	Avg./Day
1731	1154	590	3475	122.83	16	6	0	22	0.81

ULTRASONOGRAPHY				
OP	IP	EMR	TOTAL	Avg./Day
431	228	-	659	25.35

CT SCAN				
OP	IP	EMR	TOTAL	Avg./Day
47	86	62	195	6.58

MRI				
OP	IP	EMR	TOTAL	Avg./Day
37	17	9	63	2.26

ECG			
OP	IP	TOTAL	Avg./Day
227	228	455	16.09

ECHO				TMT	
OP	IP	TOTAL	Avg./Day	TOTAL	Avg./Day
21	21	42	1.62	10	0.38

PFT		AUDIOMETRY	
TOTAL	Avg./Day	TOTAL	Avg./Day
48	1.55	92	3.54

[Signature]
 Medical Officer I/C
 MRD
 Ananta Institute of Medical Sciences
 & Research Centre, Rajsamand