


**ANANTA INSTITUTE OF MEDICAL SCIENCES & RESEARCH CENTRE
VILLAGE-KALIWAS ,TEH-NATHDWARA ,DIST- RAJSAMAND
SUMMARY OF THE MONTH – MARCH 2018**

1	Outpatient Attendance		AVG./DAY
	New Cases	13448	517.2
	Repeat cases	7134	274.4
	Total (New & Repeat)	20582	791.62
	Casualty	1142	36.8
2	Inpatients		
	Total Admissions	1578	50.90
	Total Discharge	1538	49.61
	Bed Occupancy %	76.29%	
	Length of Stay	5.44	
3	Surgeries		
	Major	313	11.68
	Minor	864	32.26
4	Deliveries		
	Normal	15	0.48
	LSCS	34	1.10
5	Death	7	
6	Radio diagnosis		
	X- Rays -Routine	3512	123.82
	X- Rays –Special	40	1.38
	USG	1030	36.41
	CT SCAN	238	7.94
	MRI	54	1.86
7	Other Diagnostic Modes		
	ECG	458	16.39
	Echocardiography	128	4.33
	T.M.T.	8	0.31
	PFT	55	2.12
	AUDIOMETRY	103	3.96
8	Laboratory Investigations		
A	Biochemistry	29099	1020.70
B	PATHOLOGY		
	Haematology	35539	1259.94
	Clinical pathology	9428	333.86
	Histopathology	151	5.09
	Cytopathology	206	7.45

C	Microbiology		
	Serology	725	26.00
	Virology	4317	151.45
	Parasitology	752	28.18
	Bacteriology	1367	50.75
	Mycology	428	16.27
	AFB staining	227	8.20
9	BLOOD BANK		
A	DONATION	190	6.13
B	ISSUE	354	11.42
i	Whole blood	6	
ii	Components		
	Packed Cell	160	
	FFP	89	
	RDP	99	
	Cryo	-	


 Medical Officer I/C
 MRD
 Ananta Institute of Medical Sciences
 & Research Centre, Rajsamand

**ANANTA INSTITUTE OF MEDICAL SCIENCES & RESEARCH CENTRE
VILLAGE -KALIWAS ,TEH-NATHDWARA ,DIST- RAJSAMAND
SUMMARY OF THE MONTH – MARCH 2018**

Speciality wise Total OPD CASES (New+Revisit)

OPD DAYS	26
HOLIDAY & SUNDAY	5
TOTAL	31


Department	New	Revisit	Total	Avg./Day
Dermatology	933	535	1468	56.46
ENT	1038	612	1650	63.46
General Medicine	3562	1451	5013	192.81
General Surgery	2058	1159	3217	123.73
Obst. & Gynaec.	1366	769	2135	82.12
Ophthalmology	828	460	1288	49.54
Orthopaedics	1266	795	2061	79.27
Paediatrics	1297	721	2018	77.62
Psychiatry	380	279	659	25.35
T.B. Chest	640	343	983	37.81
Dental	80	10	90	3.46
Grand Total	13448	7134	20582	791.62
Total Avg. per Day	517.2	274.4	791.6	

CASUALTY

	No.Of Patients	Avg./Day
Casualty	1142	36.8

DEATH

NUMBER OF DEATH	7
------------------------	----------


 Medical Officer I/C
 MRD
 Ananta Institute of Medical Sciences
 & Research Centre, Rajsamand

ANANTA INSTITUTE OF MEDICAL SCIENCES & RESEARCH CENTRE
VILLAGE -KALIWAS ,TEH-NATHDWARA ,DIST- RAJSAMAND
SUMMARY OF THE MONTH -MARCH 2018

Speciality wise Total Indoor Admission

Department	MALE	FEMALE	TOTAL	Avg./Day
Dermatology	41	16	57	1.84
ENT	36	26	62	2.00
General Medicine	278	227	505	16.29
General Surgery	244	137	381	12.29
Obst. & Gynaec.	-	189	189	6.10
Ophthalmology	30	29	59	1.90
Orthopaedics	54	39	93	3.00
Paediatrics	100	54	154	4.97
Psychiatry	18	11	29	0.94
T.B. Chest	37	12	49	1.58
Grand Total	838	740	1578	50.90
Total Avg. per Day	27.03	23.87	50.90	

Speciality wise Total Indoor Discharge

Department	MALE	FEMALE	TOTAL	Avg./Day
Dermatology	37	15	52	1.68
ENT	38	20	58	1.87
General Medicine	259	222	481	15.52
General Surgery	245	127	372	12.00
Obst. & Gynaec.	-	178	178	5.74
Ophthalmology	35	28	63	2.03
Orthopaedics	51	44	95	3.06
Paediatrics	95	62	157	5.06
Psychiatry	18	12	30	0.97
T.B. Chest	36	16	52	1.68
Grand Total	814	724	1538	49.61
Total Avg. per Day	26.26	23.35	49.61	


 Medical Officer I/C
 MRD

BED OCC

**ANANTA INSTITUTE OF MEDICAL SCIENCES & RESEARCH CENTRE
VILLAGE -KALIWAS ,TEH-NATHDWARA ,DIST- RAJSAMAND
SUMMARY OF THE MONTH – MARCH 2018**

SPECEALITY WISE BED OCCUPANCY

Department	NO.OF BEDS	TOTAL BEDS	NO. OF BED OCCUPIED	BED OCCUPANCY	TOTAL DISCHARGE	LENGTH OF STAY
Dermatology	8	248	201	81.05	52	6.34
ENT	10	310	290	93.55	58	4.60
General Medicine	72	2232	1806	80.91	481	5.12
General Surgery	90	2790	2028	72.69	372	6.09
Obst. & Gynaec.	40	1240	932	75.16	178	5.09
Ophthalmology	10	310	212	68.39	63	2.89
Orthopaedics	30	930	713	76.67	95	6.68
Paediatrics	24	744	462	62.10	157	5.14
Psychiatry	8	248	178	71.77	30	7.18
T.B. Chest	8	248	200	80.65	52	5.26
Grand Total	300	9300	7022	76.29	1538	5.44

LENGTH OF STAY	5.44
BED OCCUPANCY	76.29%


[Signature]
Medical Officer I/C
MRD
Ananta Institute of Medical Sciences
& Research Centre, Rajsamand

**ANANTA INSTITUTE OF MEDICAL SCIENCES & RESEARCH CENTRE
VILLAGE -KALIWAS ,TEH-NATHDWARA ,DIST- RAJSAMAND
SUMMARY OF THE MONTH -MARCH 2018**

LAB INVESTIGATION-MICROBIOLOGY

DEPARTMENT	OP	IP	EMR	TOTAL	Avg./Day
SEROLOGY	421	287	17	725	26.00
VIROLOGY	1965	2308	44	4317	151.45
PARASITOLOGY	633	99	20	752	28.18
BACTERIOLOGY	1072	277	18	1367	50.75
MYCOLOGY	397	29	2	428	16.27
AFB STANNING	142	84	1	227	8.20
GRAND TOTAL	4630	3084	102	7816	280.85

DEPARTMENT	OP	IP	EMR	TOTAL	Avg./Day
HAEMATOLOGY	18299	15994	1246	35539	1259.94
CLINICAL PATHOLOGY	4793	4419	216	9428	333.86


 Medical Officer I/C
 Ananta Institute of Medical Sciences
 & Research Centre, Rajsamand

**ANANTA INSTITUTE OF MEDICAL SCIENCES & RESEARCH CENTER
VILLAGE -KALIWAS ,TEH-NATHDWARA ,DIST- RAJSAMAND
SUMMARY OF THE MONTH -MARCH 2018**

	HISTOPATHOLOGY				CYTOPATHOLOGY			
	OP	IP	Total	Avg./Day	OP	IP	Total	Avg./Day
GRAND TOTAL	35	116	151	5.09	130	76	206	7.45

BIOCHEMISTRY

	OP	IP	EMR	Total	Avg./ Day
GRAND TOTAL	13223	14656	1220	29099	1020.7

BLOOD BANK

S.NO		Total	Avg./Day
A	DONATION	190	6.13
B	ISSUE	354	11.42
i	WHOLE BLOOD	6	
ii	COMPONENTS		
a)	Packed Cell	160	
b)	FFP	89	
c)	RDP	99	
d)	Cryo	-	


[Signature]
 Medical Officer I/C
 MRD
 Ananta Institute of Medical Sciences
 & Research Centre, Rajsamand

**ANANTA INSTITUTE OF MEDICAL SCIENCES & RESEARCH CENTRE
VILLAGE -KALIWAS ,TEH-NATHDWARA ,DIST- RAJSAMAND
SUMMARY OF THE MONTH -MARCH 2018
SURGERIES - Specility wise**

DEPARTMENT	MAJOR				MINOR				GRAND TOTAL
	EMR	ELEC	Total	Avg./Day	EMR	ELEC	Total	Avg./Day	
General Surgery	14	128	142	5.37	125	256	381	13.88	523
Orthopaedics	12	30	42	1.54	17	151	168	6.36	210
ENT	0	42	42	1.62	10	124	134	5.09	176
Ophthalmology	0	34	34	1.31	4	92	96	3.67	130
Obstetrics	31	3	34	1.12	0	0	0	0.00	34
Gynaecology	0	19	19	0.73	0	85	85	3.27	104
TOTAL	57	256	313	11.68	156	708	864	32.26	1177

DELIVERIES

MODE OF DELIVERY	NO.	Avg./Day
NORMAL	15	0.48
LSCS	34	1.10
TOTAL	49	1.58


 Medical Officer I/C
 MRD
 Ananta Institute of Medical Sciences
 & Research Centre, Raisamand

RADIOLOGY

ANANTA INSTITUTE OF MEDICAL SCIENCES & RESEARCH CENTRE
VILLAGE -KALIWAS ,TEH-NATHDWARA ,DIST- RAJSAMAND
SUMMARY OF THE MONTH -MARCH 2018

RADIO DIAGNOSIS

X - RAY ROUTINE					X-RAY SPECIAL				
OP	IP	EMR	Total	Avg./Day	OP	IP	EMR	TOTAL	Avg./Day
1697	1477	338	3512	123.82	15	25	0	40	1.38

ULTRASONOGRAPHY				
OP	IP	EMR	TOTAL	Avg./Day
513	517	0	1030	36.41

CT SCAN				
OP	IP	EMR	TOTAL	Avg./Day
43	104	91	238	7.94

MRI				
OP	IP	EMR	TOTAL	Avg./Day
19	29	6	54	1.86

ECG			
OP	IP	TOTAL	Avg./Day
261	197	458	16.39

ECHO				TMT	
OP	IP	TOTAL	Avg./Day	TOTAL	Avg./Day
32	96	128	4.33	8	0.31

PFT		AUDIOMETRY	
TOTAL	Avg./Day	TOTAL	Avg./Day
55	2.12	103	3.96

[Signature]
Medical Officer I/C
MRD
Ananta Institute of Medical Sciences
& Research Centre, Rajsamand