


**ANANTA INSTITUTE OF MEDICAL SCIENCES & RESEARCH CENTRE
VILLAGE -KALIWAS ,TEH-NATHDWARA ,DIST- RAJSAMAND
SUMMARY OF THE MONTH – DECEMBER 2017**

1	Outpatient Attendance		AVG./DAY
	New Cases	11562	444.7
	Repeat cases	7647	294.1
	Total (New & Repeat)	19209	738.8
	Casualty	1354	43.7
2	Inpatients		
	Total Admissions	1327	42.81
	Total Discharge	1340	43.23
	Bed Occupancy %	72.72%	
	Length of Stay	5.23	
3	Surgeries		
	Major	375	14.03
	Minor	673	24.99
4	Deliveries	69	2.23
	Normal	47	1.52
	LSCS	22	0.71
5	Death	12	
6	Radio diagnosis		
	X- Rays -Routine	3111	111.21
	X- Rays –Special	20	0.70
	USG	592	21.65
	CT SCAN	175	5.84
	MRI	102	3.65
7	Other Diagnostic Modes		
	ECG	367	13.07
	Echocardiography	47	1.66
	T.M.T.	1	0.04
	PFT	59	2.27
	AUDIOMETRY	91	3.50
8	Laboratory Investigations		
A	Biochemistry	16616	570.88
B	PATHOLOGY		
	Haematology	26746	942.46
	Clinical pathology	7452	268.88
	Histopathology	88	2.88
	Cytopathology	166	6.01

[Signature]
Officer I/C
ances

C	Microbiology		
	Serology	598	21.49
	Virology	2653	89.70
	Parasitology	511	18.69
	Bacteriology	665	24.36
	Mycology	256	9.62
	AFB staining	162	5.80
9	BLOOD BANK		
A	DONATION	74	2.39
B	ISSUE	113	3.65
i	Whole blood	3	
ii	Components		
	Packed Cell	62	
	FFP	44	
	RDP	4	
	Cryo	-	


 Medical Officer I/C
 MRD
 Ananta Institute of Medical Sciences
 & Research Centre, Rajsamand

OPD

ANANTA INSTITUTE OF MEDICAL SCIENCES & RESEARCH CENTRE
VILLAGE -KALIWAS ,TEH-NATHDWARA ,DIST- RAJSAMAND
SUMMARY OF THE MONTH -DECEMBER 2017

Speciality wise Total OPD CASES (New+Revisit)

OPD DAYS	26
HOLIDAY & SUNDAY	5
TOTAL	31

Department	New	Revisit	Total	Avg./Day
Dermatology	788	538	1326	51.00
ENT	870	616	1486	57.15
General Medicine	2601	1632	4233	162.81
General Surgery	1844	1216	3060	117.69
Obst. & Gynaec.	1187	828	2015	77.50
Ophthalmology	774	513	1287	49.50
Orthopaedics	1178	793	1971	75.81
Paediatrics	1168	743	1911	73.50
Psychiatry	461	342	803	30.88
T.B. Chest	612	407	1019	39.19
Dental	79	19	98	3.77
Grand Total	11562	7647	19209	738.81
Total Avg. per Day	444.7	294.1	738.8	

CASUALTY

	No.Of Patients	Avg./Day
Casualty	1354	43.7

DEATH

NUMBER OF DEATH	12
------------------------	-----------

[Signature]
Medical Officer I/C
MRD
Ananta Institute of Medical Sciences
& Research Centre, Rajsamand


**ANANTA INSTITUTE OF MEDICAL SCIENCES & RESEARCH CENTRE
VILLAGE -KALIWAS ,TEH-NATHDWARA ,DIST- RAJSAMAND
SUMMARY OF THE MONTH -DECEMBER 2017**

Speciality wise Total Indoor Admission

Department	MALE	FEMALE	Total	Avg./Day
Dermatology	19	21	40	1.29
ENT	14	27	41	1.32
General Medicine	192	144	336	10.84
General Surgery	233	117	350	11.29
Obst. & Gynaec.	-	164	164	5.29
Ophthalmology	33	30	63	2.03
Orthopaedics	65	31	96	3.10
Paediatrics	100	77	177	5.71
Psychiatry	15	16	31	1.00
T.B. Chest	18	11	29	0.94
Grand Total	689	638	1327	42.81
Total Avg. per Day	22.23	20.58	42.81	

Speciality wise Total Indoor Discharge

Department	MALE	FEMALE	Total	Avg./Day
Dermatology	20	18	38	1.23
ENT	19	25	44	1.42
General Medicine	197	147	344	11.10
General Surgery	225	117	342	11.03
Obst. & Gynaec.	-	165	165	5.32
Ophthalmology	32	33	65	2.10
Orthopaedics	64	34	98	3.16
Paediatrics	106	73	179	5.77
Psychiatry	18	16	34	1.10
T.B. Chest	20	11	31	1.00
Grand Total	701	639	1340	43.23
Total Avg. per Day	22.61	20.61	43.23	


Medical Officer I/C
MRD
Ananta Institute of Medical Sciences

BED OCC

**ANANTA INSTITUTE OF MEDICAL SCIENCES & RESEARCH CENTRE
VILLAGE -KALIWAS ,TEH-NATHDWARA ,DIST- RAJSAMAND
SUMMARY OF THE MONTH – DECEMBER 2017**

SPECEALITY WISE BED OCCUPANCY

Department	NO.OF BEDS	TOTAL BEDS	NO. OF BED OCCUPIED	BED OCCUPANCY	TOTAL DISCHARGE	LENGTH OF STAY
Dermatology	8	248	159	64.11	38	4.47
ENT	10	310	236	76.13	44	5.61
General Medicine	72	2232	1516	67.92	344	4.39
General Surgery	90	2790	2238	80.22	342	7.25
Obst. & Gynaec.	40	1240	756	60.97	165	4.74
Ophthalmology	10	310	155	50.00	65	2.29
Orthopaedics	30	930	684	73.55	98	8.01
Paediatrics	24	744	848	113.98	179	4.63
Psychiatry	8	248	171	68.95	34	5.85
T.B. Chest	8	248	177	71.37	31	5.03
Grand Total	300	9300	6940	72.72	1340	5.23

LENGTH OF STAY	5.23
BED OCCUPANCY	72.72%



Medical Officer I/C
MRD
Ananta Institute of Medical Sciences
& Research Centre, Rajsamand

**ANANTA INSTITUTE OF MEDICAL SCIENCES & RESEARCH CENTRE
VILLAGE -KALIWAS ,TEH-NATHDWARA ,DIST- RAJSAMAND
SUMMARY OF THE MONTH -DECEMBER 2017**

LAB INVESTIGATION-MICROBIOLOGY

DEPARTMENT	OP	IP	EMR	TOTAL	Avg./Day
SEROLOGY	355	165	78	598	21.49
VIROLOGY	664	1855	134	2653	89.70
PARASITOLOGY	355	73	83	511	18.69
BACTERIOLOGY	469	174	22	665	24.36
MYCOLOGY	219	20	17	256	9.62
AFB STANNING	93	69	0	162	5.80
GRAND TOTAL	2155	2356	334	4845	169.66

DEPARTMENT	OP	IP	EMR	TOTAL	Avg./Day
HAEMATOLOGY	12845	12716	1185	26746	942.46
CLINICAL PATHOLOGY	4593	2516	343	7452	268.88


 Medical Officer I/G
 MRD
 Ananta Institute of Medical Sciences
 & Research Centre, Rajsamand

**ANANTA INSTITUTE OF MEDICAL SCIENCES & RESEARCH CENTER
VILLAGE -KALIWAS ,TEH-NATHDWARA ,DIST- RAJSAMAND
SUMMARY OF THE MONTH -DECEMBER 2017**

	HISTOPATHOLOGY				CYTOPATHOLOGY			
	OP	IP	Total	Avg./Day	OP	IP	Total	Avg./Day
GRAND TOTAL	7	81	88	2.88	106	60	166	6.01

BIOCHEMISTRY

	OP	IP	EMR	Total	Avg./ Day
GRAND TOTAL	5623	10307	686	16616	570.88

BLOOD BANK

S.NO		Total	Avg./Day
A	DONATION	74	2.39
B	ISSUE	113	3.65
	i WHOLE BLOOD	3	
	ii COMPONENTS		
a)	Packed Cell	62	
b)	FFP	44	
c)	RDP	4	
d)	Cryo	0	



Medical Officer I/C
MRD
Ananta Institute of Medical Sciences
& Research Centre, Rajsamand


MAJOR&MINOR

**ANANTA INSTITUTE OF MEDICAL SCIENCES & RESEARCH CENTRE
VILLAGE -KALIWAS ,TEH-NATHDWARA ,DIST- RAJSAMAND
SUMMARY OF THE MONTH -DECEMBER 2017
SURGERIES - Specility wise**

DEPARTMENT	MAJOR				MINOR				GRAND TOTAL
	EMR	ELEC	Total	Avg./Day	EMR	ELEC	Total	Avg./Day	
General Surgery	21	138	159	5.99	104	231	335	12.24	494
Orthopaedics	18	52	70	2.58	25	58	83	3.04	153
ENT	2	30	32	1.22	12	93	105	3.96	137
Ophthalmology	-	55	55	2.11	3	76	79	3.02	134
Obstetrics	22	1	23	0.75	-	-	0	0.00	23
Gynaecology	-	36	36	1.26	-	71	71	2.73	107
TOTAL	63	312	375	14.03	144	529	673	24.99	1048

DELIVERIES

MODE OF DELIVERY	NO.	Avg./Day
NORMAL	47	1.52
LSCS	22	0.71
TOTAL	69	2.23


 Officer I/C
 MRD
 Ananta Institute of Medical Sciences
 & Research Centre, Rajsamand

RADIOLOGY

ANANTA INSTITUTE OF MEDICAL SCIENCES & RESEARCH CENTRE
 VILLAGE -KALIWAS ,TEH-NATHDWARA ,DIST- RAJSAMAND
 SUMMARY OF THE MONTH -DECEMBER 2017

RADIO DIAGNOSIS

X - RAY ROUTINE					X-RAY SPECIAL				
OP	IP	EMR	Total	Avg./Day	OP	IP	EMR	TOTAL	Avg./Day
1750	889	472	3111	111.21	6	14	0	20	0.68

ULTRASONOGRAPHY				
OP	IP	EMR	TOTAL	Avg./Day
412	176	4	592	21.65

CT SCAN				
OP	IP	EMR	TOTAL	Avg./Day
32	75	68	175	5.84

MRI				
OP	IP	EMR	TOTAL	Avg./Day
58	24	20	102	3.65

ECG			
OP	IP	TOTAL	Avg./Day
198	169	367	13.07

ECHO				TMT	
OP	IP	TOTAL	Avg./Day	TOTAL	Avg./Day
23	24	47	1.66	1	0.04

PFT		AUDIOMETRY	
TOTAL	Avg./Day	TOTAL	Avg./Day
59	2.27	91	3.50