

**ANANTA INSTITUTE OF MEDICAL SCIENCES & RESEARCH CENTRE
VILLAGE -KALIWAS ,TEH-NATHDWARA ,DIST- RAJSAMAND
SUMMARY OF THE MONTH -MARCH 2017**

1	Outpatient Attendance		AVG./DAY
	New Cases	9171	352.7
	Repeat cases	6604	254
	Total (New & Repeat)	15775	606.73
	Casualty	1218	39.3
2	Inpatients		
	Total Admissions	1102	35.55
	Total Discharge	1128	36.39
	Bed Occupancy %	65.61%	
	Length of Stay	4.94	
3	Surgeries		
	Major	251	8.1
	Minor	610	19.68
4	Deliveries		
	Normal	32	1.03
	LSCS	10	0.32
5	Death	4	
6	Radio diagnosis		
	X- Rays -Routine	2757	88.94
	X- Rays -Special	18	0.58
	USG	544	20.92
7	Other Diagnostic Modes		
	ECG	578	18.75
	Echocardiography	56	1.81
	T.M.T.	22	0.71
	PFT	45	1.45
	AUDIOMETRY	92	2.97
8	Laboratory Investigations		
A	Biochemistry	13920	449.03
B	PATHOLOGY		
	Haematology	20000	645.16
	Clinical pathology	6270	202.26
	Histopathology	83	2.68
	Cytopathology	139	4.48

C	Microbiology		
	Serology	430	13.87
	Parasitology	262	8.45
	Bacteriology	429	13.84
	AFB Stanning	149	4.81
	Mycology	88	2.84
	virology	1946	62.77
9	BLOOD BANK		
A	DONATION	66	2.13
B	ISSUE	60	1.94
i	Whole blood	17	
ii	Components		
	Packed Cell	41	
	FFP	-	
	RDP	2	
	Cryo	-	



Medical Officer I/C
MRD
Ananta Institute of Medical Sciences
& Research Centre, Rajsamand



MEDICAL SUPERINTENDENT
Ananta Institute of Medical Sciences & Research Center
Rajsamand

**ANANTA INSTITUTE OF MEDICAL SCIENCES & RESEARCH CENTRE
VILLAGE -KALIWAS ,TEH-NATHDWARA ,DIST- RAJSAMAND
SUMMARY OF THE MONTH – MARCH 2017**

Speciality wise Total OPD CASES (New+Revisit)

OPD DAYS	26.0
HOLIDAY & SUNDAY	5.0
TOTAL	31.0

Department	New	Revisit	Total	Avg./Day
General Medicine	1642.0	1204.0	2846.0	109.46
General Surgery	1432.0	1210.0	2642.0	101.62
Orthopaedics	976.0	685.0	1661.0	63.88
ENT	695.0	512.0	1207.0	46.42
Ophthalmology	621.0	365.0	986.0	37.92
Paediatrics	902.0	598.0	1500.0	57.69
Obst. & Gynaec.	996.0	748.0	1744.0	67.08
Dermatology	717.0	413.0	1130.0	43.46
Psychiatry	539.0	417.0	956.0	36.77
T.B. Chest	586.0	431.0	1017.0	39.12
Dental	65.0	21.0	86.0	3.31
Grand Total	9171.0	6604.0	15775.0	606.73
Total Avg. per Day	352.7	254.0	606.7	

CASUALTY

	No.Of Patients	Avg./Day
Casualty	1218.0	39.3

DEATH

NUMBER OF DEATH	4
------------------------	----------

[Signature]

**Medical Officer I/C
MRD
Ananta Institute of Medical Sciences
& Research Centre, Rajsamand**

[Signature]

**MEDICAL SUPERINTENDENT
Ananta Institute of Medical Sciences & Research Center
Rajsamand**

**ANANTA INSTITUTE OF MEDICAL SCIENCES & RESEARCH CENTRE
VILLAGE -KALIWAS ,TEH-NATHDWARA ,DIST- RAJSAMAND
SUMMARY OF THE MONTH -MARCH 2017**

Speciality wise Total Indoor Admission

Department	MALE	FEMALE	Total	Avg./Day
General Medicine	151	128	279	9.00
General Surgery	193	97	290	9.35
Orthopaedics	68	31	99	3.19
ENT	25	18	43	1.39
Ophthalmology	32	24	56	1.81
Paediatrics	55	49	104	3.35
Obst. & Gynaec.	-	139	139	4.48
Dermatology	19	16	35	1.13
Psychiatry	9	6	15	0.48
T.B. Chest	35	7	42	1.35
Grand Total	587	515	1102	35.55
Total Avg. per Day	18.94	16.61	35.55	

Speciality wise Total Indoor Discharge

Department	MALE	FEMALE	Total	Avg./Day
General Medicine	160	122	282	9.10
General Surgery	201	99	300	9.68
Orthopaedics	62	30	92	2.97
ENT	27	20	47	1.52
Ophthalmology	31	23	54	1.74
Paediatrics	63	50	113	3.65
Obst. & Gynaec.	-	147	147	4.74
Dermatology	18	17	35	1.13
Psychiatry	8	5	13	0.42
T.B. Chest	34	11	45	1.45
Grand Total	604	524	1128	36.39
Total Avg. per Day	19.48	16.90	36.39	

[Signature]

Medical Officer I/C
MRD
Ananta Institute of Medical Sciences &
Research Centre, Rajsamand

[Signature]
MEDICAL SUPERINTENDENT
Ananta Institute of Medical Sciences & Research Center
Rajsamand


BED OCC

**ANANTA INSTITUTE OF MEDICAL SCIENCES & RESEARCH CENTRE
VILLAGE -KALIWAS ,TEH-NATHDWARA ,DIST- RAJSAMAND
SUMMARY OF THE MONTH – MARCH 2017**

SPECEALITY WISE BED OCCUPANCY

Department	NO.OF BEDS	TOTAL BEDS	NO. OF BED OCCUPIED	BED OCCUPANCY	TOTAL ADM	LENGTH OF STAY
General Medicine	72	2232	1557	69.76	279	5.74
General Surgery	90	2790	1688	60.50	290	4.78
Orthopaedics	30	930	653	70.22	99	6.89
ENT	10	310	232	74.84	43	4.25
Ophthalmology	10	310	133	42.90	56	2.16
Paediatrics	24	744	487	65.46	104	5.21
Obst. & Gynaec.	40	1240	773	62.34	139	4.96
Dermatology	8	248	168	67.74	35	5.11
Psychiatry	8	248	165	66.53	15	5.73
T.B. Chest	8	248	188	75.81	42	4.57
Grand Total	300	9300	6044	65.61	1102	4.94

LENGTH OF STAY	4.94
BED OCCUPANCY	65.61%



**Medical Officer I/C
MRD
Ananta Institute of Medical Sciences
& Research Centre, Rajsamand**




**MEDICAL SUPERINTENDENT
Ananta Institute of Medical Sciences & Research Center
Rajsamand**

**ANANTA INSTITUTE OF MEDICAL SCIENCES & RESEARCH CENTRE
VILLAGE -KALIWAS ,TEH-NATHDWARA ,DIST- RAJSAMAND
SUMMARY OF THE MONTH -MARCH 2017**

LAB INVESTIGATIONS - MICROBIOLOGY

DEPARTMENT	OP	IP	EMR	TOTAL	Avg./Day
SEROLOGY	235	187	8	430	13.87
VIROLOGY	484	1432	30	1946	62.77
PARASITOLOGY	173	89	0	262	8.45
BACTERIOLOGY	136	293	0	429	13.84
MYCOLOGY	78	10	0	88	2.84
AFB STANNING	71	78	0	149	4.81
GRAND TOTAL	1177	2089	38	3304	106.58

DEPARTMENT	OP	IP	EMR	TOTAL	Avg./Day
HAEMATOLOGY	9194	10258	548	20000	645.16
CLINICAL PATHOLOGY	3704	2470	96	6270	202.26


Medical Officer I/C
MRD
Ananta Institute of Medical Sciences
& Research Centre, Rajsamand


MEDICAL SUPERINTENDENT
Ananta Institute of Medical Sciences & Research Center
Rajsamand

**ANANTA INSTITUTE OF MEDICAL SCIENCES & RESEARCH CENTRE
VILLAGE -KALIWAS ,TEH-NATHDWARA ,DIST- RAJSAMAND
SUMMARY OF THE MONTH -MARCH 2017**

LAB INVESTIGATION HISTOPATHOLOGY & CYTOPATHOLOGY

	HISTOPATHOLOGY				CYTOPATHOLOGY			
	OP	IP	Total	Avg./Day	OP	IP	Total	Avg./Day
GRAND TOTAL	6	77	83	2.68	100	39	139	4.48

BIOCHEMISTRY

	OP	IP	EMR	Total	Avg./Day
GRAND TOTAL	5808	7973	139	13920	449.032

BLOOD BANK

S.NO		Total	Avg./Day
A	DONATION	66	2.13
B	ISSUE	60	1.94
i	whole blood	17	
ii	components		
	Packed Cell	41	
	FFP	-	
	RDP	2	
	Cryo	-	

[Signature]
Medical Officer I/C
MRD
Ananta Institute of Medical Sciences
& Research Centre, Rajsamand

[Signature]
MEDICAL SUPERINTENDENT
Ananta Institute of Medical Sciences & Research Centre
Rajsamand

MAJOR&MINOR

**ANANTA INSTITUTE OF MEDICAL SCIENCES & RESEARCH CENTRE
VILLAGE -KALIWAS ,TEH-NATHDWARA ,DIST- RAJSAMAND
SUMMARY OF THE MONTH -MARCH 2017**

SURGERIES- Specility wise

DEPARTMENT	MAJOR				MINOR				GRAND TOTAL
	EMR	ELEC	Total	Avg. / Day	EMR	ELEC	Total	Avg. / Day	
General Surgery	6	99	105	3.39	87	238	325	10.48	430
Orthopaedics	5	46	51	1.65	3	76	79	2.55	130
ENT	-	30	30	0.97	1	67	68	2.19	98
Ophthalmology	-	30	30	0.97	1	66	67	2.16	97
Obstetrics	8	2	10	0.32		71	71	2.29	106
Gynaecology	-	25	25	0.81					
TOTAL	19	232	251	8.10	92	518	610	19.68	861

DELIVERIES

MODE OF DELIVERY	NO.	Avg./ Day
NORMAL	32	1.03
LSCS	10	0.32
TOTAL	42	1.35



Medical Officer I/C
MRD
Ananta Institute of Medical Sciences
& Research Centre, Rajsamand



MEDICAL SUPERINTENDENT
Ananta Institute of Medical Sciences & Research Center

RADIOLOGY


**ANANTA INSTITUTE OF MEDICAL SCIENCES & RESEARCH CENTRE
VILLAGE -KALIWAS ,TEH-NATHDWARA ,DIST- RAJSAMAND
SUMMARY OF THE MONTH – MARCH 2017**


RADIO DIAGNOSIS									
X - RAY ROUTINE					X-RAY SPECIAL				
OP	IP	EMR	Total	Avg. / Day	OP	IP	EMR	TOTAL	Avg./ Day
1656	789	312	2757	88.94	11	7	-	18	0.58

ULTRASONOGRAPHY			
OP	IP	TOTAL	Avg./Day
407	137	544	20.92

ECG				ECHO				TMT	
OP	IP	TOTAL	Avg./Day	OP	IP	TOTAL	Avg. / Day	TOTAL	Avg./Day
375	203	578	18.65	41	15	56	1.81	22	0.71

PFT		AUDIOMETRY	
TOTAL	Avg. / Day	TOTAL	Avg./Day
45	1.45	92	2.97


**Medical Officer I/C
MRD**
 Ananta Institute of Medical Sciences
 & Research Centre, Rajsamand


MEDICAL SUPERINTENDENT
 Ananta Institute of Medical Sciences & Research Center
 Rajsamand