


**ANANTA INSTITUTE OF MEDICAL SCIENCES & RESEARCH CENTRE
VILLAGE -KALIWAS ,TEH-NATHDWARA ,DIST- RAJSAMAND
SUMMARY OF THE MONTH -JUNE 2017**

1	Outpatient Attendance		AVG./DAY
	New Cases	9769	375.7
	Repeat cases	6983	268.6
	Total (New & Repeat)	16752	644.3
	Casualty	1273	42.4
2	Inpatients		
	Total Admissions	1083	36.10
	Total Discharge	1097	36.57
	Bed Occupancy %	67.97%	
	Length of Stay	5.98	
3	Surgeries		
	Major	309	10.3
	Minor	617	20.57
4	Deliveries		
	Normal	42	1.40
	LSCS	10	0.33
5	Death	3	
6	Radio diagnosis		
	X- Rays -Routine	2845	94.83
	X- Rays -Special	19	0.63
	USG	537	20.65
7	Other Diagnostic Modes		
	ECG	435	14.5
	Echocardiography	53	1.77
	T.M.T.	10	0.33
	PFT	20	0.67
	AUDIOMETRY	92	3.07
8	Laboratory Investigations		
A	Biochemistry		
B	PATHOLOGY		
	Haematology	21271	709.03
	Clinical pathology	5935	197.83
	Histopathology	112	3.73
	Cytopathology	171	5.7

Rajmama
Medical Officer I/C
MRD
 of Medical Sciences
 Rajsamand

C	Microbiology		
	Serology	576	19.2
	Parasitology	510	17
	Bacteriology	570	19
	AFB Stanning	115	3.83
	Mycology	121	4.03
	virology	2061	68.7
9	BLOOD BANK		
A	DONATION	61	2.03
B	ISSUE	75	2.50
i	Whole blood	8	
ii	Components		
	Packed Cell	47	
	FFP	19	
	RDP	1	
	Cryo	-	


 Medical Officer I/C
 MRD
 Ananta Institute of Medical Sciences
 & Research Centre, Rajsamand

OPD

**ANANTA INSTITUTE OF MEDICAL SCIENCES & RESEARCH CENTRE
VILLAGE -KALIWAS ,TEH-NATHDWARA ,DIST- RAJSAMAND
SUMMARY OF THE MONTH -JUNE 2017**

Speciality wise Total OPD CASES (New+Revisit)

OPD DAYS	26.0
HOLIDAY & SUNDAY	4.0
TOTAL	30.0

Department	New	Revisit	Total	Avg./Day
General Medicine	1608.0	1237.0	2845.0	109.42
General Surgery	1438.0	1171.0	2609.0	100.35
Orthopaedics	1064.0	714.0	1778.0	68.38
ENT	712.0	493.0	1205.0	46.35
Ophthalmology	715.0	450.0	1165.0	44.81
Paediatrics	1119.0	614.0	1733.0	66.65
Obst. & Gynaec.	1101.0	833.0	1934.0	74.38
Dermatology	676.0	489.0	1165.0	44.81
Psychiatry	643.0	503.0	1146.0	44.08
T.B. Chest	641.0	468.0	1109.0	42.65
Dental	52.0	11.0	63.0	2.42
Grand Total	9769.0	6983.0	16752.0	644.31
Total Avg. per Day	375.7	268.6	644.3	

CASUALTY

	No.Of Patients	Avg./Day
Casualty	1273	42.4

DEATH

NUMBER OF DEATH	3
------------------------	----------

[Signature]
Medical Officer I/C
 MRD
 Ananta Institute of Medical Sciences
 & Research Centre, Rajsamand

**ANANTA INSTITUTE OF MEDICAL SCIENCES & RESEARCH CENTRE
VILLAGE -KALIWAS ,TEH-NATHDWARA ,DIST- RAJSAMAND
SUMMARY OF THE MONTH -JUNE 2017**

Speciality wise Total Indoor Admission

Department	MALE	FEMALE	Total	Avg./Day
General Medicine	140	123	263	8.77
General Surgery	212	94	306	10.20
Orthopaedics	49	41	90	3.00
ENT	17	33	50	1.67
Ophthalmology	25	17	42	1.40
Paediatrics	50	56	106	3.53
Obst. & Gynaec.	-	157	157	5.23
Dermatology	20	7	27	0.90
Psychiatry	14	4	18	0.60
T.B. Chest	15	9	24	0.80
Grand Total	542	541	1083	36.10
Total Avg. per Day	18.07	18.03	36.10	

Speciality wise Total Indoor Discharge

Department	MALE	FEMALE	Total	Avg./Day
General Medicine	129	117	246	8.20
General Surgery	218	103	321	10.70
Orthopaedics	50	39	89	2.97
ENT	22	36	58	1.93
Ophthalmology	24	18	42	1.40
Paediatrics	54	57	111	3.70
Obst. & Gynaec.	-	165	165	5.50
Dermatology	17	7	24	0.80
Psychiatry	11	4	15	0.50
T.B. Chest	18	8	26	0.87
Grand Total	543	554	1097	36.57
Total Avg. per Day	18.10	18.47	36.57	

[Signature]
Medical Officer I/C
MRD
Ananta Institute of Medical Sciences
Kaliwas, Rajsamand

BED OCC

ANANTA INSTITUTE OF MEDICAL SCIENCES & RESEARCH CENTRE
 VILLAGE -KALIWAS ,TEH-NATHDWARA ,DIST- RAJSAMAND
 SUMMARY OF THE MONTH – JUNE 2017

SPECEALITY WISE BED OCCUPANCY

Department	NO.OF BEDS	TOTAL BEDS	NO. OF BED OCCUPIED	BED OCCUPANCY	TOTAL ADM	LENGTH OF STAY
General Medicine	72	2160	1499	69.40	263	6.59
General Surgery	90	2700	2037	75.44	306	7.15
Orthopaedics	30	900	597	66.33	90	7.18
ENT	10	300	236	78.67	50	4.76
Ophthalmology	10	300	145	48.33	42	3.10
Paediatrics	24	720	641	89.03	106	6.07
Obst. & Gynaec.	40	1200	760	63.33	157	4.71
Dermatology	8	240	150	62.50	27	5.67
Psychiatry	8	240	158	65.83	18	9.53
T.B. Chest	8	240	146	60.83	24	5.08
Grand Total	300	9000	6369	67.97	1083	5.98

LENGTH OF STAY	5.98
BED OCCUPANCY	67.97%



 Medical Officer I/C
 MRD
 Ananta Institute of Medical Sciences
 & Research Centre, Rajsamand

**ANANTA INSTITUTE OF MEDICAL SCIENCES & RESEARCH CENTRE
VILLAGE -KALIWAS ,TEH-NATHDWARA ,DIST- RAJSAMAND
SUMMARY OF THE MONTH -JUNE 2017**

LAB INVESTIGATION-MICROBIOLOGY

DEPARTMENT	OP	IP	EMR	TOTAL	Avg./Day
SEROLOGY	278	228	70	576	19.20
VIROLOGY	465	1445	151	2061	68.70
PARASITOLOGY	382	103	25	510	17.00
BACTERIOLOGY	269	289	12	570	19.00
MYCOLOGY	101	19	1	121	4.03
AFB STANNING	77	37	1	115	3.83
GRAND TOTAL	1572	2121	260	3953	131.77

DEPARTMENT	OP	IP	EMR	TOTAL	Avg./Day
HAEMATOLOGY	10044	10421	806	21271	709.0333
CLINICAL PATHOLOGY	3589	2139	207	5935	197.83



Medical Officer I/C
MRD
Ananta Institute of Medical Sciences
& Research Centre, Rajsamand

**ANANTA INSTITUTE OF MEDICAL SCIENCES & RESEARCH CENTER
VILLAGE -KALIWAS ,TEH-NATHDWARA ,DIST- RAJSAMAND
SUMMARY OF THE MONTH -JUNE 2017**


	HISTOPATHOLOGY				CYTOPATHOLOGY			
	OP	IP	Total	Avg./Day	OP	IP	Total	Avg./Day
GRAND TOTAL	6	106	112	3.73	112	59	171	5.70

BIOCHEMISTRY

	OP	IP	EMR	Total	Avg./Day
GRAND TOTAL	5269	7295	716	13280	442.67

BLOOD BANK

S.NO		Total	Avg./Day
A	DONATION	61	2.03
B	ISSUE	75	2.50
i	Whole blood	8	
ii	Components		
	Packed Cell	47	
	FFP	19	
	RDP	1	
	Cryo	-	


Medical Officer I/C
MRD
Ananta Institute of Medical Sciences
& Research Centre, Rajsamand


MAJOR&MINOR

ANANTA INSTITUTE OF MEDICAL SCIENCES & RESEARCH CENTRE
 VILLAGE -KALIWAS ,TEH-NATHDWARA ,DIST- RAJSAMAND
 SUMMARY OF THE MONTH -JUNE 2017
 SURGERIES - Specility wise

DEPARTMENT	MAJOR				MINOR				GRAND TOTAL
	EMR	ELEC	Total	Avg./Day	EMR	ELEC	Total	Avg./Day	
General Surgery	2	126	128	4.27	106	217	323	10.77	451
Orthopaedics	8	55	63	2.10	4	78	82	2.73	145
ENT	-	41	41	1.37	4	63	67	2.23	108
Ophthalmology	-	38	38	1.27	2	62	64	2.13	102
Obstetrics	6	4	10	0.33	-	-	0	0.00	10
Gynaecology	-	29	29	0.97	-	81	81	2.70	110
TOTAL	16	293	309	10.30	116	501	617	20.57	926

DELIVERIES

MODE OF DELIVERY	NO.	Avg./Day
NORMAL	42	1.40
LSCS	10	0.33
TOTAL	52	1.73


 Medical Officer I/C
 MRD
 Ananta Institute of Medical Sciences
 & Research Centre, Rajsamand

RADIOLOGY

ANANTA INSTITUTE OF MEDICAL SCIENCES & RESEARCH CENTRE
 VILLAGE -KALIWAS ,TEH-NATHDWARA ,DIST- RAJSAMAND
 SUMMARY OF THE MONTH – JUNE 2017


RADIO DIAGNOSIS

X - RAY ROUTINE					X-RAY SPECIAL				
OP	IP	EMR	Total	Avg./Day	OP	IP	EMR	TOTAL	Avg./Day
1685	709	451	2845	94.83	11	8	0	19	0.63

ULTRASONOGRAPHY			
OP	IP	TOTAL	Avg./Day
415	122	537	20.65

ECG				ECHO				TMT	
OP	IP	TOTAL	Avg./Day	OP	IP	TOTAL	Avg./Day	TOTAL	Avg./Day
271	164	435	14.50	33	20	53	1.77	10	0.33

PFT		AUDIOMETRY	
TOTAL	Avg./Day	TOTAL	Avg./Day
20	0.67	92	3.07


 Medical Officer I/C
 MRD
 Ananta Institute of Medical Sciences
 & Research Centre, Rajsamand