


**ANANTA INSTITUTE OF MEDICAL SCIENCES & RESEARCH CENTRE
VILLAGE -KALIWAS ,TEH-NATHDWARA ,DIST- RAJSAMAND
SUMMARY OF THE MONTH -JULY 2017**

1	Outpatient Attendance		AVG./DAY
	New Cases	9480	364.6
	Repeat cases	7064	271.7
	Total (New & Repeat)	16544	636.31
	Casualty	1214	39.2
2	Inpatients		
	Total Admissions	1117	36.03
	Total Discharge	1140	36.77
	Bed Occupancy %	65.54%	
	Length of Stay	5.52	
3	Surgeries		
	Major	317	10.23
	Minor	638	20.58
4	Deliveries		
	Normal	38	1.23
	LSCS	13	0.42
5	Death	7	
6	Radio diagnosis		
	X- Rays -Routine	2806	90.52
	X- Rays -Special	19	0.61
	USG	575	22.12
7	Other Diagnostic Modes		
	ECG	388	12.52
	Echocardiography	61	1.97
	T.M.T.	14	0.45
	PFT	38	1.23
	AUDIOMETRY	84	2.71
8	Laboratory Investigations		
A	Biochemistry	13917	448.94
B	PATHOLOGY		
	Haematology	20711	668.09
	Clinical pathology	6195	199.83
	Histopathology	111	3.58
	Cytopathology	168	5.42

M. N. Sharma
Medical Officer I/C
MRD ... Sciences

C	Microbiology		
	Serology	589	19
	Parasitology	540	17.42
	Bacteriology	584	18.84
	AFB Stanning	134	4.32
	Mycology	101	3.26
	virology	2139	69
9	BLOOD BANK		
A	DONATION	35	1.13
B	ISSUE	39	1.26
i	Whole blood	4	
ii	Components		
	Packed Cell	26	
	FFP	9	
	RDP	-	
	Cryo	-	


 Medical Officer I/C
 MRD
 Ananta Institute of Medical Sciences
 & Research Centre, Rajsamand

OPD

ANANTA INSTITUTE OF MEDICAL SCIENCES & RESEARCH CENTRE
VILLAGE -KALIWAS ,TEH-NATHDWARA ,DIST- RAJSAMAND
SUMMARY OF THE MONTH -JULY 2017

Speciality wise Total OPD CASES (New+Revisit)

OPD DAYS	26.0
HOLIDAY & SUNDAY	5.0
TOTAL	31.0

Department	New	Revisit	Total	Avg./Day
General Medicine	1525.0	1271.0	2796.0	107.54
General Surgery	1322.0	1071.0	2393.0	92.04
Orthopaedics	1065.0	732.0	1797.0	69.12
ENT	743.0	557.0	1300.0	50.00
Ophthalmology	640.0	422.0	1062.0	40.85
Paediatrics	1093.0	681.0	1774.0	68.23
Obst. & Gynaec.	1085.0	832.0	1917.0	73.73
Dermatology	717.0	489.0	1206.0	46.38
Psychiatry	606.0	488.0	1094.0	42.08
T.B. Chest	626.0	508.0	1134.0	43.62
Dental	58.0	13.0	71.0	2.73
Grand Total	9480.0	7064.0	16544.0	636.31
Total Avg. per Day	364.6	271.7	636.31	

CASUALTY

	No.Of Patients	Avg./Day
Casualty	1214	39.2

DEATH

NUMBER OF DEATH	7
------------------------	----------

Kaliwas
Medical Officer I/C
MRD
Ananta Institute of Medical Sciences
& Research Centre, Rajsamand

**ANANTA INSTITUTE OF MEDICAL SCIENCES & RESEARCH CENTRE
VILLAGE -KALIWAS ,TEH-NATHDWARA ,DIST- RAJSAMAND
SUMMARY OF THE MONTH -JULY 2017**

Speciality wise Total Indoor Admission

Department	MALE	FEMALE	Total	Avg./Day
General Medicine	137	132	269	8.68
General Surgery	224	97	321	10.35
Orthopaedics	65	37	102	3.29
ENT	24	22	46	1.48
Ophthalmology	25	20	45	1.45
Paediatrics	62	57	119	3.84
Obst. & Gynaec.	-	148	148	4.77
Dermatology	11	10	21	0.68
Psychiatry	11	3	14	0.45
T.B. Chest	23	9	32	1.03
Grand Total	582	535	1117	36.03
Total Avg. per Day	18.77	17.26	36.03	

Speciality wise Total Indoor Discharge

Department	MALE	FEMALE	Total	Avg./Day
General Medicine	140	138	278	8.97
General Surgery	229	98	327	10.55
Orthopaedics	64	36	100	3.23
ENT	23	26	49	1.58
Ophthalmology	28	20	48	1.55
Paediatrics	66	52	118	3.81
Obst. & Gynaec.	-	145	145	4.68
Dermatology	17	9	26	0.84
Psychiatry	14	1	15	0.48
T.B. Chest	27	7	34	1.10
Grand Total	608	532	1140	36.77
Total Avg. per Day	19.61	17.16	36.77	

[Signature]
Medical Officer I/C
MRD
 Institute of Medical Sciences
 Rajsamand

BED OCC

ANANTA INSTITUTE OF MEDICAL SCIENCES & RESEARCH CENTRE
VILLAGE -KALIWAS ,TEH-NATHDWARA ,DIST- RAJSAMAND
SUMMARY OF THE MONTH – JULY 2017

SPECEALITY WISE BED OCCUPANCY

Department	NO.OF BEDS	TOTAL BEDS	NO. OF BED OCCUPIED	BED OCCUPANCY	TOTAL ADM	LENGTH OF STAY
General Medicine	72	2232	1513	67.79	269	5.04
General Surgery	90	2790	2086	74.77	321	5.99
Orthopaedics	30	930	560	60.22	102	6.35
ENT	10	310	233	75.16	46	4.92
Ophthalmology	10	310	147	47.42	45	2.60
Paediatrics	24	744	636	85.48	119	4.81
Obst. & Gynaec.	40	1240	828	66.77	148	5.75
Dermatology	8	248	136	54.84	21	5.54
Psychiatry	8	248	148	59.68	14	8.87
T.B. Chest	8	248	157	63.31	32	5.38
Grand Total	300	9300	6444	65.54	1117	5.52

LENGTH OF STAY	5.52
BED OCCUPANCY	65.54%

Medical Officer I/C
MRD
Ananta Institute of Medical Sciences
& Research Centre, Rajsamand


MICRO&HEM&CLI

**ANANTA INSTITUTE OF MEDICAL SCIENCES & RESEARCH CENTRE
VILLAGE -KALIWAS ,TEH-NATHDWARA ,DIST- RAJSAMAND
SUMMARY OF THE MONTH -JULY 2017**

LAB INVESTIGATION-MICROBIOLOGY

DEPARTMENT	OP	IP	EMR	TOTAL	Avg./Day
SEROLOGY	291	195	103	589	19.00
VIROLOGY	428	1531	180	2139	69.00
PARASITOLOGY	433	72	35	540	17.42
BACTERIOLOGY	298	277	9	584	18.84
MYCOLOGY	91	10	-	101	3.26
AFB STANNING	87	46	1	134	4.32
GRAND TOTAL	1628	2131	328	4087	131.84

DEPARTMENT	OP	IP	EMR	TOTAL	Avg./Day
HAEMATOLOGY	8960	10825	926	20711	668.0968
CLINICAL PATHOLOGY	3091	2950	154	6195	199.8387


Medical Officer I/C
MRD
 Ananta Institute of Medical Sciences
 & Research Centre, Rajsamand

HIS&BIO

**ANANTA INSTITUTE OF MEDICAL SCIENCES & RESEARCH CENTER
VILLAGE -KALIWAS ,TEH-NATHDWARA ,DIST- RAJSAMAND
SUMMARY OF THE MONTH -JULY 2017**


	HISTOPATHOLOGY				CYTOPATHOLOGY			
	OP	IP	Total	Avg./Day	OP	IP	Total	Avg./Day
GRAND TOTAL	4	107	111	3.58	119	49	168	5.42

BIOCHEMISTRY

	OP	IP	EMR	Total	Avg./Day
GRAND TOTAL	5095	7996	826	13917	448.94

BLOOD BANK

S.NO		Total	Avg./Day
A	DONATION	35	1.13
B	ISSUE	39	1.26
i	Whole blood	4	
ii	Components		
	Packed Cell	26	
	FFP	9	
	RDP	-	
	Cryo	-	


Medical Officer I/C
MRD
Ananta Institute of Medical Sciences
& Research Centre Rajsamand

MAJOR&MINOR

ANANTA INSTITUTE OF MEDICAL SCIENCES & RESEARCH CENTRE
 VILLAGE -KALIWAS ,TEH-NATHDWARA ,DIST- RAJSAMAND
 SUMMARY OF THE MONTH -JULY 2017
 SURGERIES - Specility wise

DEPARTMENT	MAJOR				MINOR				GRAND TOTAL
	EMR	ELEC	Total	Avg./Day	EMR	ELEC	Total	Avg./Day	
General Surgery	6	129	135	4.35	112	213	325	10.48	460
Orthopaedics	5	56	61	1.97	7	87	94	3.03	155
ENT	-	38	38	1.23	1	64	65	2.10	103
Ophthalmology	-	43	43	1.39	-	65	65	2.10	108
Obstetrics	10	3	13	0.42	0	0	0	0.00	13
Gynaecology	2	25	27	0.87	-	89	89	2.87	116
TOTAL	23	294	317	10.23	120	518	638	20.58	955

DELIVERIES

MODE OF DELIVERY	NO.	Avg./Day
NORMAL	38	1.23
LSCS	13	0.42
TOTAL	51	1.65

[Signature]
 Medical Officer I/C
 MRB
 Ananta Institute of Medical Sciences
 & Research Centre, Rajsamand

RADIOLOGY

ANANTA INSTITUTE OF MEDICAL SCIENCES & RESEARCH CENTRE
 VILLAGE -KALIWAS ,TEH-NATHDWARA ,DIST- RAJSAMAND
 SUMMARY OF THE MONTH – JULY 2017

RADIO DIAGNOSIS

X - RAY ROUTINE					X-RAY SPECIAL				
OP	IP	EMR	Total	Avg./Day	OP	IP	EMR	TOTAL	Avg./Day
1567	828	411	2806	90.52	8	11	-	19	0.61

ULTRASONOGRAPHY			
OP	IP	TOTAL	Avg./Day
428	147	575	22.12

ECG				ECHO				TMT	
OP	IP	TOTAL	Avg./Day	OP	IP	TOTAL	Avg./Day	TOTAL	Avg./Day
216	172	388	12.52	50	11	61	1.97	14	0.45

PFT		AUDIOMETRY	
TOTAL	Avg./Day	TOTAL	Avg./Day
38	1.23	84	2.71

[Signature]
 Medical Officer I/C
 MRD
 Ananta Institute of Medical Sciences
 & Research Centre, Raisamand