


**ANANTA INSTITUTE OF MEDICAL SCIENCES & RESEARCH CENTRE  
VILLAGE -KALIWAS ,TEH-NATHDWARA ,DIST- RAJSAMAND  
SUMMARY OF THE MONTH -APRIL 2017**

1	Outpatient Attendance		AVG./DAY
	New Cases	9112	364.5
	Repeat cases	6514	260.6
	Total (New & Repeat)	15626	625.04
	Casualty	1062	35.4
2	Inpatients		
	Total Admissions	1003	33.43
	Total Discharge	1028	34.27
	Bed Occupancy %	72.21%	
	Length of Stay	5.81	
3	Surgeries		
	Major	299	9.97
	Minor	594	19.80
4	Deliveries	41	1.37
	Normal	27	0.90
	LSCS	14	0.47
5	Death	14	
6	Radio diagnosis		
	X- Rays -Routine	2629	87.63
	X- Rays -Special	21	0.70
	USG	553	22.12
7	Other Diagnostic Modes		
	ECG	552	18.4
	Echocardiography	62	2.07
	T.M.T.	15	0.50
	PFT	57	1.90
	AUDIOMETRY	87	2.90
8	Laboratory Investigations		
A	Biochemistry	12815	427.17
B	PATHOLOGY		
	Haematology	19629	654.3
	Clinical pathology	6187	206.23
	Histopathology	84	2.80
	Cytopathology	133	4.43

*[Handwritten Signature]*

Medical Officer I/C  
MRD  
Medical Sciences

<b>C</b>	<b>Microbiology</b>		
	Serology	378	12.6
	Parasitology	254	8.47
	Bacteriology	469	15.63
	AFB Stanning	147	4.9
	Mycology	68	2.27
	virology	1861	62.03
<b>9</b>	<b>BLOOD BANK</b>		
<b>A</b>	<b>DONATION</b>	41	1.37
<b>B</b>	<b>ISSUE</b>	81	2.70
<b>i</b>	<b>Whole blood</b>	4	
<b>ii</b>	<b>Components</b>		
	Packed Cell	45	
	FFP	32	
	RDP	-	
	Cryo	-	

  
 Medical Officer I/C  
 MRD  
 Ananta Institute of Medical Sciences  
 & Research Centre, Rajsamand

**ANANTA INSTITUTE OF MEDICAL SCIENCES & RESEARCH CENTRE  
VILLAGE -KALIWAS ,TEH-NATHDWARA ,DIST- RAJSAMAND  
SUMMARY OF THE MONTH – APRIL 2017**

**Speciality wise Total OPD CASES (New+Revisit)**

OPD DAYS	<b>25.0</b>
HOLIDAY & SUNDAY	<b>5.0</b>
TOTAL	<b>30.0</b>


Department	New	Revisit	Total	Avg./Day
General Medicine	1458.0	1188.0	2646.0	105.84
General Surgery	1299.0	1146.0	2445.0	97.80
Orthopaedics	1037.0	626.0	1663.0	66.52
ENT	641.0	438.0	1079.0	43.16
Ophthalmology	641.0	410.0	1051.0	42.04
Paediatrics	1027.0	506.0	1533.0	61.32
Obst. & Gynaec.	1104.0	796.0	1900.0	76.00
Dermatology	659.0	455.0	1114.0	44.56
Psychiatry	572.0	476.0	1048.0	41.92
T.B. Chest	614.0	453.0	1067.0	42.68
Dental	60.0	20.0	80.0	3.20
<b>Grand Total</b>	<b>9112.0</b>	<b>6514.0</b>	<b>15626.0</b>	<b>625.04</b>
<b>Total Avg. per Day</b>	<b>364.5</b>	<b>260.6</b>	<b>625.04</b>	

**CASUALTY**

	No.Of Patients	Avg./Day
Casualty	1062.0	35.4

**DEATH**

<b>NUMBER OF DEATH</b>	<b>14</b>
------------------------	-----------

  
 Medical Officer I/C  
 MRD  
 Ananta Institute of Medical Sciences  
 & Research Centre, Rajsamand

**ANANTA INSTITUTE OF MEDICAL SCIENCES & RESEARCH CENTRE  
VILLAGE -KALIWAS ,TEH-NATHDWARA ,DIST- RAJSAMAND  
SUMMARY OF THE MONTH -APRIL 2017**

**Speciality wise Total Indoor Admission**

Department	MALE	FEMALE	Total	Avg./Day
General Medicine	117	110	227	7.57
General Surgery	180	90	270	9.00
Orthopaedics	54	31	85	2.83
ENT	25	27	52	1.73
Ophthalmology	27	22	49	1.63
Paediatrics	54	43	97	3.23
Obst. & Gynaec.	-	130	130	4.33
Dermatology	17	11	28	0.93
Psychiatry	11	5	16	0.53
T.B. Chest	42	7	49	1.63
<b>Grand Total</b>	<b>527</b>	<b>476</b>	<b>1003</b>	<b>33.43</b>
<b>Total Avg. per Day</b>	<b>17.57</b>	<b>15.87</b>	<b>33.43</b>	

**Speciality wise Total Indoor Discharge**

Department	MALE	FEMALE	Total	Avg./Day
General Medicine	139	113	252	8.40
General Surgery	178	91	269	8.97
Orthopaedics	56	37	93	3.10
ENT	32	20	52	1.73
Ophthalmology	30	20	50	1.67
Paediatrics	49	44	93	3.10
Obst. & Gynaec.	-	127	127	4.23
Dermatology	20	11	31	1.03
Psychiatry	11	7	18	0.60
T.B. Chest	36	7	43	1.43
<b>Grand Total</b>	<b>551</b>	<b>477</b>	<b>1028</b>	<b>34.27</b>
<b>Total Avg. per Day</b>	<b>18.37</b>	<b>15.90</b>	<b>34.27</b>	


BED OCC

**ANANTA INSTITUTE OF MEDICAL SCIENCES & RESEARCH CENTRE  
VILLAGE -KALIWAS ,TEH-NATHDWARA ,DIST- RAJSAMAND  
SUMMARY OF THE MONTH – APRIL 2017**

**SPECEALITY WISE BED OCCUPANCY**

Department	NO.OF BEDS	TOTAL BEDS	NO. OF BED OCCUPIED	BED OCCUPANCY	TOTAL ADM	LENGTH OF STAY
General Medicine	72	2160	1583	73.29	227	5.74
General Surgery	90	2700	1910	70.74	270	6.19
Orthopaedics	30	900	637	70.78	85	6.94
ENT	10	300	244	81.33	52	5.02
Ophthalmology	10	300	158	52.67	49	2.78
Paediatrics	24	720	665	92.36	97	6.45
Obst. & Gynaec.	40	1200	763	63.58	130	5.34
Dermatology	8	240	149	62.08	28	5.25
Psychiatry	8	240	195	81.25	16	10.22
T.B. Chest	8	240	195	81.25	49	4.16
<b>Grand Total</b>	<b>300</b>	<b>9000</b>	<b>6499</b>	<b>72.21</b>	<b>1003</b>	<b>5.81</b>

<b>LENGTH OF STAY</b>	<b>5.81</b>
<b>BED OCCUPANCY</b>	<b>72.21%</b>

  
 Medical Officer I/C  
 MRD  
 Ananta Institute of Medical Sciences  
 & Research Centre, Rajsamand


MICRO&HEM&CLI

ANANTA INSTITUTE OF MEDICAL SCIENCES & RESEARCH CENTRE  
 VILLAGE -KALIWAS ,TEH-NATHDWARA ,DIST- RAJSAMAND  
 SUMMARY OF THE MONTH - APRIL 2017

LAB INVESTIGATION-MICROBIOLOGY

DEPARTMENT	OP	IP	EMR	TOTAL	Avg./Day
SEROLOGY	186	156	36	378	12.60
VIROLOGY	520	1312	29	1861	62.03
PARASITOLOGY	189	65	-	254	8.47
BACTERIOLOGY	144	325	-	469	15.63
MYCOLOGY	59	9	-	68	2.27
AFB STANNING	62	85	-	147	4.90
GRAND TOTAL	1160	1952	65	3177	105.90

DEPARTMENT	OP	IP	EMR	TOTAL	Avg./Day
HAEMATOLOGY	9265	9898	466	19629	654.3
CLINICAL PATHOLOGY	3522	2565	100	6187	206.23

  
 Medical Officer /C  
 MRD  
 Ananta Institute of Medical Sciences  
 & Research Centre, Rajsamand

**ANANTA INSTITUTE OF MEDICAL SCIENCES & RESEARCH CENTRE  
VILLAGE -KALIWAS ,TEH-NATHDWARA ,DIST- RAJSAMAND  
SUMMARY OF THE MONTH -APRIL 2017**

**LAB INVESTIGATION HISTOPATHOLOGY & CYTOPATHOLOGY**


	HISTOPATHOLOGY				CYTOPATHOLOGY			
	OP	IP	Total	Avg./Day	OP	IP	Total	Avg./Day
<b>GRAND TOTAL</b>	<b>3</b>	<b>81</b>	<b>84</b>	<b>2.80</b>	<b>92</b>	<b>41</b>	<b>133</b>	<b>4.43</b>

**BIOCHEMISTRY**

	OP	IP	EMR	Total	Avg./Day
<b>GRAND TOTAL</b>	<b>5149</b>	<b>7362</b>	<b>304</b>	<b>12815</b>	<b>427.17</b>

**BLOOD BANK**

S.NO		Total	Avg./Day
A	DONATION	41	1.37
B	ISSUE	81	2.70
i	Whole blood	4	
ii	Components		
	Packed Cell	45	
	FFP	32	
	RDP	-	
	Cryo	-	

  
 Medical Officer I/C  
 MRD  
 Ananta Institute of Medical Sciences  
 & Research Centre, Rajsamand


MAJOR&MINOR

**ANANTA INSTITUTE OF MEDICAL SCIENCES & RESEARCH CENTRE**  
**VILLAGE -KALIWAS ,TEH-NATHDWARA ,DIST- RAJSAMAND**  
**SUMMARY OF THE MONTH -APRIL 2017**  
**SURGERIES - Specility wise**

DEPARTMENT	MAJOR				MINOR				GRAND TOTAL
	EMR	ELEC	Total	Avg./Day	EMR	ELEC	Total	Avg./Day	
General Surgery	6	104	110	3.67	93	218	311	10.37	421
Orthopaedics	1	58	59	1.97	3	79	82	2.73	141
ENT	-	51	51	1.70	2	70	72	2.40	123
Ophthalmology	-	38	38	1.27		63	63	2.10	101
Obstetrics	10	4	14	0.47		66	66	2.20	14
Gynaecology	-	27	27	0.90					93
<b>TOTAL</b>	<b>17</b>	<b>282</b>	<b>299</b>	<b>9.97</b>	<b>98</b>	<b>496</b>	<b>594</b>	<b>19.80</b>	<b>893</b>

**DELIVERIES**

MODE OF DELIVERY	NO.	Avg./Day
NORMAL	27	0.90
LSCS	14	0.47
<b>TOTAL</b>	<b>41</b>	<b>1.37</b>



Medical Officer I/C  
 Ananta Institute of Medical Sciences  
 & Research Centre, Rajsamand



RADIOLOGY

ANANTA INSTITUTE OF MEDICAL SCIENCES & RESEARCH CENTRE  
 VILLAGE -KALIWAS ,TEH-NATHDWARA ,DIST- RAJSAMAND  
 SUMMARY OF THE MONTH - APRIL 2017

RADIO DIAGNOSIS

X - RAY ROUTINE					X-RAY SPECIAL				
OP	IP	EMR	Total	Avg./Day	OP	IP	EMR	TOTAL	Avg./Day
1630	762	237	2629	87.63	11	10	-	21	0.70

ULTRASONOGRAPHY			
OP	IP	TOTAL	Avg./Day
394	159	553	22.12

ECG				ECHO				TMT	
OP	IP	TOTAL	Avg./Day	OP	IP	TOTAL	Avg./Day	TOTAL	Avg./Day
329	223	552	18.40	48	14	62	2.07	15	0.50

PFT		AUDIOMETRY	
TOTAL	Avg./Day	TOTAL	Avg./Day
57	1.90	87	2.90

