


**ANANTA INSTITUTE OF MEDICAL SCIENCES & RESEARCH CENTRE
VILLAGE -KALIWAS ,TEH-NATHDWARA ,DIST- RAJSAMAND
SUMMARY OF THE MONTH -MAY 2017**

1	Outpatient Attendance		AVG./DAY
	New Cases	9976	369.5
	Repeat cases	6984	258.7
	Total (New & Repeat)	16960	628.1
	Casualty	1265	40.8
2	Inpatients		
	Total Admissions	1033	33.32
	Total Discharge	989	31.90
	Bed Occupancy %	69.20%	
	Length of Stay	6.02	
3	Surgeries		
	Major	339	10.94
	Minor	648	20.90
4	Deliveries		
	Normal	32	1.03
	LSCS	18	0.58
5	Death	12	
6	Radio diagnosis		
	X- Rays -Routine	2903	93.65
	X- Rays -Special	17	0.55
	USG	525	19.44
7	Other Diagnostic Modes		
	ECG	487	15.71
	Echocardiography	68	2.19
	T.M.T.	8	0.26
	PFT	29	0.94
	AUDIOMETRY	84	2.71
8	Laboratory Investigations		
A	Biochemistry	12434	401.1
B	PATHOLOGY		
	Haematology	19368	624.77
	Clinical pathology	6892	222.32
	Histopathology	111	3.58
	Cytopathology	163	5.26

Kaliwas
 Medical Officer I/C
 MRD ... sciences

C	Microbiology		
	Serology	491	15.84
	Parasitology	389	12.55
	Bacteriology	490	15.81
	AFB Stanning	140	4.52
	Mycology	107	3.45
	virology	1862	60.06
9	BLOOD BANK		
A	DONATION	66	2.13
B	ISSUE	55	1.77
i	Whole blood	1	
ii	Components		
	Packed Cell	51	
	FFP	-	
	RDP	3	
	Cryo	-	


 Medical Officer I/C
 MRD
 Ananta Institute of Medical Sciences
 & Research Centre, Rajsamand

ANANTA INSTITUTE OF MEDICAL SCIENCES & RESEARCH CENTRE
VILLAGE -KALIWAS ,TEH-NATHDWARA ,DIST- RAJSAMAND
SUMMARY OF THE MONTH – MAY 2017

Speciality wise Total OPD CASES (New+Revisit)

OPD DAYS	27.0
HOLIDAY & SUNDAY	4.0
TOTAL	31.0

Department	New	Revisit	Total	Avg./Day
General Medicine	1565.0	1220.0	2785.0	103.15
General Surgery	1402.0	1158.0	2560.0	94.81
Orthopaedics	1180.0	698.0	1878.0	69.56
ENT	733.0	534.0	1267.0	46.93
Ophthalmology	746.0	451.0	1197.0	44.33
Paediatrics	1083.0	648.0	1731.0	64.11
Obst. & Gynaec.	1190.0	867.0	2057.0	76.19
Dermatology	698.0	458.0	1156.0	42.81
Psychiatry	640.0	479.0	1119.0	41.44
T.B. Chest	671.0	461.0	1132.0	41.93
Dental	68.0	10.0	78.0	2.89
Grand Total	9976.0	6984.0	16960.0	628.15
Total Avg. per Day	369.5	258.7	628.1	

CASUALTY

	No.Of Patients	Avg./Day
Casualty	1265.0	40.8

DEATH

NUMBER OF DEATH	12
------------------------	-----------


Medical Officer I/C
MRD
 Ananta Institute of Medical Sciences
 & Research Centre, Rajsamand


**ANANTA INSTITUTE OF MEDICAL SCIENCES & RESEARCH CENTRE
VILLAGE -KALIWAS ,TEH-NATHDWARA ,DIST- RAJSAMAND
SUMMARY OF THE MONTH –MAY 2017**

Speciality wise Total Indoor Admission

Department	MALE	FEMALE	Total	Avg./Day
General Medicine	123	115	238	7.68
General Surgery	188	96	284	9.16
Orthopaedics	49	31	80	2.58
ENT	28	32	60	1.94
Ophthalmology	27	26	53	1.71
Paediatrics	56	43	99	3.19
Obst. & Gynaec.	-	136	136	4.39
Dermatology	19	9	28	0.90
Psychiatry	11	6	17	0.55
T.B. Chest	27	11	38	1.23
Grand Total	528	505	1033	33.32
Total Avg. per Day	17.03	16.29	33.32	

Speciality wise Total Indoor Discharge

Department	MALE	FEMALE	Total	Avg./Day
General Medicine	115	106	221	7.13
General Surgery	178	86	264	8.52
Orthopaedics	49	27	76	2.45
ENT	24	30	54	1.74
Ophthalmology	28	26	54	1.74
Paediatrics	58	45	103	3.32
Obst. & Gynaec.	-	134	134	4.32
Dermatology	18	9	27	0.87
Psychiatry	9	8	17	0.55
T.B. Chest	28	11	39	1.26
Grand Total	507	482	989	31.90
Total Avg. per Day	16.35	15.55	31.90	



Medical Officer I/C
MRD
Ananta Institute of Medical Sciences
& Research Centre, Rajsamand

**ANANTA INSTITUTE OF MEDICAL SCIENCES & RESEARCH CENTRE
VILLAGE -KALIWAS ,TEH-NATHDWARA ,DIST- RAJSAMAND
SUMMARY OF THE MONTH – MAY 2017**

SPECEALITY WISE BED OCCUPANCY

Department	NO.OF BEDS	TOTAL BEDS	NO. OF BED OCCUPIED	BED OCCUPANCY	TOTAL ADM	LENGTH OF STAY
General Medicine	72	2232	1407	63.04	238	5.13
General Surgery	90	2790	2025	72.58	284	6.55
Orthopaedics	30	930	578	62.15	80	7.28
ENT	10	310	247	79.68	60	4.76
Ophthalmology	10	310	138	44.52	53	2.52
Paediatrics	24	744	727	97.72	99	7.50
Obst. & Gynaec.	40	1240	806	65.00	136	5.83
Dermatology	8	248	143	57.66	28	5.93
Psychiatry	8	248	169	68.15	17	10.29
T.B. Chest	8	248	196	79.03	38	4.41
Grand Total	300	9300	6436	69.20	1033	6.02

LENGTH OF STAY	6.02
BED OCCUPANCY	69.20%


Medical Officer I/C
MRD
 Ananta Institute of Medical Sciences
 & Research Centre, Rajsamand

**ANANTA INSTITUTE OF MEDICAL SCIENCES & RESEARCH CENTRE
VILLAGE -KALIWAS ,TEH-NATHDWARA ,DIST- RAJSAMAND
SUMMARY OF THE MONTH - MAY 2017**

LAB INVESTIGATION-MICROBIOLOGY

DEPARTMENT	OP	IP	EMR	TOTAL	Avg./Day
SEROLOGY	252	209	30	491	15.84
VIROLOGY	452	1313	97	1862	60.06
PARASITOLOGY	297	81	11	389	12.55
BACTERIOLOGY	200	282	8	490	15.81
MYCOLOGY	94	10	4	108	3.48
AFB STANNING	75	65	-	140	4.52
GRAND TOTAL	1370	1960	150	3480	112.26

DEPARTMENT	OP	IP	EMR	TOTAL	Avg./Day
HAEMATOLOGY	8987	9694	687	19368	624.7742
CLINICAL PATHOLOGY	4044	2664	184	6892	222.32


 Medical Officer I/C
 MRD
 Ananta Institute of Medical Sciences
 & Research Centre, Rajsamand

**ANANTA INSTITUTE OF MEDICAL SCIENCES & RESEARCH CENTER
VILLAGE -KALIWAS ,TEH-NATHDWARA ,DIST- RAJSAMAND
SUMMARY OF THE MONTH -MAY 2017**

	HISTOPATHOLOGY				CYTOPATHOLOGY			
	OP	IP	Total	Avg./Day	OP	IP	Total	Avg./Day
GRAND TOTAL	3	108	111	3.58	114	49	163	5.26

BIOCHEMISTRY

	OP	IP	EMR	Total	Avg./Day
GRAND TOTAL	5122	7013	299	12434	401.1

S.NO		Total	Avg./Day
A	DONATION	66	2.13
B	ISSUE	55	1.77
i	Whole blood	1	
ii	Components		
	Packed Cell	51	
	FFP	-	
	RDP	3	
	Cryo	-	

[Signature]
Medical Officer I/C
 MRD
 Ananta Institute of Medical Sciences
 & Research Centre, Rajsamand.


MAJOR&MINOR

ANANTA INSTITUTE OF MEDICAL SCIENCES & RESEARCH CENTRE
VILLAGE -KALIWAS ,TEH-NATHDWARA ,DIST- RAJSAMAND
SUMMARY OF THE MONTH -MAY 2017
SURGERIES - Specility wise

DEPARTMENT	MAJOR				MINOR				GRAND TOTAL
	EMR	ELEC	Total	Avg./Day	EMR	ELEC	Total	Avg./Day	
General Surgery	12	133	145	4.68	119	229	348	11.23	493
Orthopaedics	4	47	51	1.65	1	82	83	2.68	134
ENT	-	49	49	1.58	7	73	80	2.58	129
Ophthalmology	-	42	42	1.35	-	64	64	2.06	106
Obstetrics	15	3	18	0.58	-	-	0	0.00	18
Gynaecology	-	34	34	1.10	-	73	73	2.35	107
TOTAL	31	308	339	10.94	127	521	648	20.90	987

DELIVERIES

MODE OF DELIVERY	NO.	Avg./Day
NORMAL	32	1.03
LSCS	18	0.58
TOTAL	50	1.61


 Medical Officer I/C
 MRD
 Ananta Institute of Medical Sciences
 & Research Centre, Rajsamand

RADIOLOGY

ANANTA INSTITUTE OF MEDICAL SCIENCES & RESEARCH CENTRE
 VILLAGE -KALIWAS ,TEH-NATHDWARA ,DIST- RAJSAMAND
 SUMMARY OF THE MONTH – MAY 2017

RADIO DIAGNOSIS

X - RAY ROUTINE					X-RAY SPECIAL				
OP	IP	EMR	Total	Avg./Day	OP	IP	EMR	TOTAL	Avg./Day
1711	841	351	2903	93.65	11	6	-	17	0.55

ULTRASONOGRAPHY			
OP	IP	TOTAL	Avg./Day
367	158	525	19.44

ECG				ECHO				TMT	
OP	IP	TOTAL	Avg./Day	OP	IP	TOTAL	Avg./Day	TOTAL	Avg./Day
296	191	487	15.71	43	25	68	2.19	8	0.26

PFT		AUDIOMETRY	
TOTAL	Avg./Day	TOTAL	Avg./Day
29	0.94	84	2.71

[Signature]
 Medical Officer I/C
 MRD
 Ananta Institute of Medical Sciences
 & Research Centre, Rajsamand