


**ANANTA INSTITUTE OF MEDICAL SCIENCES & RESEARCH CENTRE  
VILLAGE -KALIWAS ,TEH-NATHDWARA ,DIST- RAJSAMAND  
SUMMARY OF THE MONTH – APRIL 2018**

<b>1</b>	<b>Outpatient Attendance</b>		<b>AVG./DAY</b>
	New Cases	12200	488
	Repeat cases	7359	294.4
	Total (New & Repeat)	19559	782.36
	Casualty	1130	37.7
<b>2</b>	<b>Inpatients</b>		
	Total Admissions	1327	44.23
	Total Discharge	1379	45.97
	Bed Occupancy %	79.05%	
	Length of Stay	5.93	
<b>3</b>	<b>Surgeries</b>		
	Major	343	13.49
	Minor	757	29.29
<b>4</b>	<b>Deliveries</b>		
	Normal	27	0.90
	LSCS	23	0.77
<b>5</b>	<b>Death</b>	16	
<b>6</b>	<b>Radio diagnosis</b>		
	X- Rays -Routine	2643	97.61
	X- Rays -Special	45	1.61
	USG	821	30.61
	CT SCAN	232	8.05
	MRI	46	1.61
<b>7</b>	<b>Other Diagnostic Modes</b>		
	ECG	416	15.53
	Echocardiography	93	3.37
	T.M.T.	14	0.56
	PFT	55	2.20
	AUDIOMETRY	83	3.32
<b>8</b>	<b>Laboratory Investigations</b>		
<b>A</b>	<b>Biochemistry</b>	24368	890.09
<b>B</b>	<b>PATHOLOGY</b>		
	Haematology	30065	1110.38
	Clinical pathology	7835	290.3
	Histopathology	146	5.11
	Cytopathology	167	6.3

<b>C</b>	<b>Microbiology</b>		
	Serology	499	18.58
	Virology	3431	124.51
	Parasitology	510	19.59
	Bacteriology	1030	39.32
	Mycology	302	11.87
	AFB staining	169	6.35
<b>9</b>	<b>BLOOD BANK</b>		
<b>A</b>	<b>DONATION</b>	113	3.77
<b>B</b>	<b>ISSUE</b>	133	4.43
<b>i</b>	<b>Whole blood</b>	4	
<b>ii</b>	<b>Components</b>		
	Packed Cell	103	
	FFP	25	
	RDP	1	
	Cryo	-	

  
**Medical Officer I/C**  
**MRD**  
**Ananta Institute of Medical Sciences**  
**& Research Centre, Raipur**

OPD

ANANTA INSTITUTE OF MEDICAL SCIENCES & RESEARCH CENTRE  
 VILLAGE -KALIWAS, TEH-NATHDWARA, DIST- RAJSAMAND  
 SUMMARY OF THE MONTH – APRIL 2018

**Speciality wise Total OPD CASES (New+Revisit)**

OPD DAYS	<b>25</b>
HOLIDAY & SUNDAY	<b>5</b>
TOTAL	<b>30</b>

Department	New	Revisit	Total	Avg./Day
Dermatology	827	530	1357	54.28
ENT	972	650	1622	64.88
General Medicine	3038	1407	4445	177.80
General Surgery	1878	1188	3066	122.64
Obst. & Gynaec.	1265	804	2069	82.76
Ophthalmology	747	645	1392	55.68
Orthopaedics	1252	787	2039	81.56
Paediatrics	1264	737	2001	80.04
Psychiatry	260	216	476	19.04
T.B. Chest	611	364	975	39.00
Dental	86	31	117	4.68
<b>Grand Total</b>	<b>12200</b>	<b>7359</b>	<b>19559</b>	<b>782.36</b>
<b>Total Avg. per Day</b>	<b>488.0</b>	<b>294.4</b>	<b>782.36</b>	

**CASUALTY**

	No.Of Patients	Avg./Day
Casualty	1130	37.7

**DEATH**

<b>NUMBER OF DEATH</b>	<b>16</b>
------------------------	-----------

*[Signature]*  
 Medical Officer I/C  
 MRD  
 Ananta Institute of Medical Sciences  
 & Research Centre, Rajsamand

AD&DIS


ANANTA INSTITUTE OF MEDICAL SCIENCES & RESEARCH CENTRE  
VILLAGE -KALIWAS ,TEH-NATHDWARA ,DIST- RAJSAMAND  
SUMMARY OF THE MONTH -APRIL 2018

**Speciality wise Total Indoor Admission**

Department	MALE	FEMALE	TOTAL	Avg./Day
Dermatology	22	14	36	1.20
ENT	12	22	34	1.13
General Medicine	219	201	420	14.00
General Surgery	238	101	339	11.30
Obst. & Gynaec.	-	159	159	5.30
Ophthalmology	27	26	53	1.77
Orthopaedics	41	24	65	2.17
Paediatrics	91	68	159	5.30
Psychiatry	13	11	24	0.80
T.B. Chest	25	13	38	1.27
<b>Grand Total</b>	<b>688</b>	<b>639</b>	<b>1327</b>	<b>44.23</b>
<b>Total Avg. per Day</b>	<b>22.93</b>	<b>21.30</b>	<b>44.23</b>	

**Speciality wise Total Indoor Discharge**

Department	MALE	FEMALE	TOTAL	Avg./Day
Dermatology	21	15	36	1.20
ENT	16	24	40	1.33
General Medicine	226	209	435	14.50
General Surgery	239	111	350	11.67
Obst. & Gynaec.	-	166	166	5.53
Ophthalmology	28	26	54	1.80
Orthopaedics	42	30	72	2.40
Paediatrics	93	65	158	5.27
Psychiatry	13	12	25	0.83
T.B. Chest	27	16	43	1.43
<b>Grand Total</b>	<b>705</b>	<b>674</b>	<b>1379</b>	<b>45.97</b>
<b>Total Avg. per Day</b>	<b>23.50</b>	<b>22.47</b>	<b>45.97</b>	

  
Medical Officer I/C  
MRD  
Ananta Institute of Medical Sciences  
& Research Centre, Rajsar

BED OCC

ANANTA INSTITUTE OF MEDICAL SCIENCES & RESEARCH CENTRE  
VILLAGE -KALIWAS, TEH-NATHDWARA, DIST- RAJSAMAND  
SUMMARY OF THE MONTH – APRIL 2018

SPECEALITY WISE BED OCCUPANCY

Department	NO.OF BEDS	TOTAL BEDS	NO. OF BED OCCUPIED	BED OCCUPANCY	TOTAL DISCHARGE	LENGTH OF STAY
Dermatology	8	240	178	74.17	36	7.34
ENT	10	300	273	91.00	40	5.12
General Medicine	72	2160	1676	77.59	435	5.78
General Surgery	90	2700	2096	77.63	350	6.44
Obst. & Gynaec.	40	1200	944	78.67	166	5.19
Ophthalmology	10	300	199	66.33	54	2.98
Orthopaedics	30	900	657	73.00	72	7.64
Paediatrics	24	720	621	86.25	158	5.10
Psychiatry	8	240	184	76.67	25	7.61
T.B. Chest	8	240	214	89.17	43	6.08
<b>Grand Total</b>	<b>300</b>	<b>9000</b>	<b>7042</b>	<b>79.05</b>	<b>1379</b>	<b>5.93</b>

LENGTH OF STAY	5.93
BED OCCUPANCY	79.05%

*M. Singh*  
Medical Officer I/C  
M.D.  
Ananta Institute of Medical Sciences  
& Research Centre, Rajsamand

## MICRO&amp;HEM&amp;CLI

**ANANTA INSTITUTE OF MEDICAL SCIENCES & RESEARCH CENTRE  
VILLAGE -KALIWAS ,TEH-NATHDWARA ,DIST- RAJSAMAND  
SUMMARY OF THE MONTH -APRIL 2018**

**LAB INVESTIGATION-MICROBIOLOGY**

DEPARTMENT	OP	IP	EMR	TOTAL	Avg./Day
SEROLOGY	292	185	22	499	18.58
VIROLOGY	1522	1848	61	3431	124.51
PARASITOLOGY	388	112	10	510	19.59
BACTERIOLOGY	748	269	13	1030	39.32
MYCOLOGY	271	31	0	302	11.87
AFB STANNING	108	61	0	169	6.35
GRAND TOTAL	3329	2506	106	5941	220.23

DEPARTMENT	OP	IP	EMR	TOTAL	Avg./Day
HAEMATOLOGY	16232	12834	999	30065	1110.38
CLINICAL PATHOLOGY	4370	3161	304	7835	290.30

*[Signature]*  
**Medical Officer I/C**

MRD

Ananta Institute of Medical Sciences  
& Research Centre, Raj...

HIS&BIO

**ANANTA INSTITUTE OF MEDICAL SCIENCES & RESEARCH CENTER  
VILLAGE -KALIWAS ,TEH-NATHDWARA ,DIST- RAJSAMAND  
SUMMARY OF THE MONTH -APRIL 2018**


	HISTOPATHOLOGY				CYTOPATHOLOGY			
	OP	IP	Total	Avg./Day	OP	IP	Total	Avg./Day
<b>GRAND TOTAL</b>	<b>36</b>	<b>110</b>	<b>146</b>	<b>5.11</b>	<b>110</b>	<b>57</b>	<b>167</b>	<b>6.30</b>

**BIOCHEMISTRY**

	OP	IP	EMR	Total	Avg./ Day
<b>GRAND TOTAL</b>	<b>11673</b>	<b>11724</b>	<b>971</b>	<b>24368</b>	<b>890.09</b>

**BLOOD BANK**

S.NO		Total	Avg./Day
<b>A</b>	<b>DONATION</b>	113	3.77
<b>B</b>	<b>ISSUE</b>	133	4.43
i	WHOLE BLOOD	4	
ii	COMPONENTS		
a)	Packed Cell	103	
b)	FFP	25	
c)	RDP	1	
d)	Cryo	-	

  
**Medical Officer I/C**  
**MRD**  
Ananta Institute of Medical Sciences  
& Research Centre Raipur

MAJOR&MINOR

ANANTA INSTITUTE OF MEDICAL SCIENCES & RESEARCH CENTRE  
 VILLAGE -KALIWAS ,TEH-NATHDWARA ,DIST- RAJSAMAND  
 SUMMARY OF THE MONTH -APRIL 2018  
 SURGERIES - Specility wise

DEPARTMENT	MAJOR				MINOR				GRAND TOTAL
	EMR	ELEC	Total	Avg./Day	EMR	ELEC	Total	Avg./Day	
General Surgery	5	134	139	5.53	130	220	350	13.13	489
Orthopaedics	4	46	50	1.97	15	135	150	5.90	200
ENT	0	37	37	1.48	2	90	92	3.67	129
ophthalmology	0	48	48	1.92	2	79	81	3.23	129
Obstetrics	24	0	24	0.80	0	0	0	0.00	24
Gynaecology	1	44	45	1.79	0	84	84	3.36	129
<b>TOTAL</b>	<b>34</b>	<b>309</b>	<b>343</b>	<b>13.49</b>	<b>149</b>	<b>608</b>	<b>757</b>	<b>29.29</b>	<b>1100</b>

**DELIVERIES**

MODE OF DELIVERY	NO.	Avg./Day
NORMAL	27	0.90
LSCS	23	0.77
<b>TOTAL</b>	<b>50</b>	<b>1.67</b>

*[Signature]*  
 Medical Officer I/C  
 MRD  
 Ananta Institute of Medical Sciences  
 & Research Centre



RADIOLOGY

ANANTA INSTITUTE OF MEDICAL SCIENCES & RESEARCH CENTRE  
VILLAGE -KALIWAS ,TEH-NATHDWARA ,DIST- RAJSAMAND  
SUMMARY OF THE MONTH -APRIL 2018

RADIO DIAGNOSIS

X - RAY ROUTINE					X-RAY SPECIAL				
OP	IP	EMR	Total	Avg./Day	OP	IP	EMR	TOTAL	Avg./Day
1427	889	327	2643	97.61	17	28	0	45	1.61

ULTRASONOGRAPHY				
OP	IP	EMR	TOTAL	Avg./Day
487	334	-	821	30.61

CT SCAN				
OP	IP	EMR	TOTAL	Avg./Day
47	111	74	232	8.05

MRI				
OP	IP	EMR	TOTAL	Avg./Day
12	32	2	46	1.61

ECG			
OP	IP	TOTAL	Avg./Day
249	167	416	15.53

ECHO				TMT	
OP	IP	TOTAL	Avg./Day	TOTAL	Avg./Day
40	53	93	3.37	14	0.56

PFT		AUDIOMETRY	
TOTAL	Avg./Day	TOTAL	Avg./Day
55	2.20	83	3.32

*[Signature]*  
Medical Officer I/C  
MRD  
Ananta Institute of Medical Sciences  
& Research Centre, Rajsamand